

Ergonomic Comfort Design, Inc.

Leaders in Ergonomic Seating Solutions



Price List

Effective May 1, 2006



Ergonomic Comfort Design, Inc.

Table of Contents

Ergonomic Comfort Design	2
Terms and Conditions	3
Delivery Charges	4
Components Price List	5
100 Series	7
200 Series and 200 JS “Alexis” Series	9
300 & 300 JXT Series “Fasttrack” Series	20
400 Series	28
500 “Metropolis” Series	32
600 Series	37
700 “Renaissance” Series	39
800 Series	44
900 Series	46
1400 “Vive” Series	49
1500 “Quest” Series	55
1600 “Trudeau” Series	59
2400 Series	65
2500 Series	68
Seven Day-Quick Ship Program	72



Ergonomic Comfort Design, Inc.

Our Commitment

ECD is committed to building a product applying the latest available technology and methods of production. ECD's Ergonomic Office Seating provides you with a "healthy" choice to give you the correct ergonomic solution to the needs of your "Hi-tech" working environment without sacrificing styling or design.

We are also committed to professional top quality customer service and responsiveness to your needs so that we may guaranty you full customer satisfaction.

Our Goal

ECD's goal is to become a leader in our industry by providing a product designed for a healthier working environment.

Our Responsiveness

ECD will strive to build product considering the users needs and evaluation of the product. Then we determine ways to implement those desired improvements.

We request your help by suggesting any product or feature you consider important to your particular need which is missing from our product line. Your suggestion will then be analyzed and considered for the possibility of future production.

Our Warranty

Ergonomic Comfort Design makes every effort to improve the manufacturing process of its product by implementing the latest technology and method of production available with the highest standard of quality. We also take pride and pay special attention to inspect the quality of each individual unit before it is approved for shipment. Should any item fail in the unlikely event, and service is deemed necessary under the warranty, Ergonomic Comfort Design warrants its product to the original retail dealer as follows:

Standard 8 Hour Use Warranty

- Life-time warranty for pneumatic cylinders
- Life-time warranty for all frame parts, ratchets, bases and casters
- 5-year warranty for controls, arm mechanisms, armpads, foam and adjustable lumbar option
- 3 year warranty on upholstery materials such as fabric, vinyl and leathers, under normal commercial use not to exceed forty hours work week (COM/COL fabrics not covered.)

Intensive Use (24/7) Models (multi-shift applications) Warranty

- 5 year warranty for all frame parts, casters and bases
- 3 year warranty for controls, pneumatic cylinders and arm mechanisms

Model 509JSXTXLS

- 1 year warranty for all components

All above warranty coverage is for parts only (labor not included.)

Normal wear and tear or damages from neglect, accidental or intentional are not covered under this warranty. To place a clear understanding of the warranty, contact the dealer from whom the product was purchased with proof of date of purchase. Repair or replacement of different part(s) will be made through the dealer. The cost of packaging and shipping of chair or parts to and from the dealer or factory is not covered through warranty.

Terms and Conditions



Terms

Net 30 days from date of invoice. A charge of 1-1/2% (18% per annum) will be made on all past due accounts. Non-rated or new accounts: Payable terms C.I.A., C.O.D. on initial orders with a 50% deposit required on special orders.

Pricing

Prices are subject to change without notice, and are subject to ECD's pricing at the time of the order.

Price quotations for special projects from the factory must be in writing and will be for a period of 30 days. Including freight quotes.

Carton Charges

All prices are uncartoned. A cartoning charge of \$12.00 net will be added to the cost of the chair when packaging of product is required. (Note delivery charges include cartoning)

Ordering Information

The customer assumes the responsibility of supplying the correct and necessary information when placing an order.

Orders placed by phone (951) 277-1558, must be supported by a confirming purchase order or FAX to (951) 277-2880 before the order will be processed.

Orders may be mailed to:

Ergonomic Comfort Design
9140 Stellar Court #B
Corona, CA 92883

All orders must include the following information for accuracy:

- Quantity
- Catalog part number or model, fabric grade and color
- Description and special instructions
- Approximate date required
- Method of transportation
- Complete bill to and shipping address
- Purchase order number and date
- Signature of person placing order

Order Acknowledgment

All orders will be acknowledged by ECD immediately either by FAX or mail after orders are entered into our order system. Should the customer find any discrepancy please notify our company for correction immediately.

Orders Put on Hold

All orders will be put on hold from

production for past due accounts and filed in a suspense file until past due invoices are paid. Then the order will be re-scheduled for production in the next production schedule.

Special Orders

Special orders (special modification to basic product) will be accepted only with a 50% deposit which is non-refundable after the process of manufacturing has begun.

Customers Own Material

C.O.M. is based on plain materials and small patterns of 54" materials.

ECD reserves the right to approve all fabric submitted.

All C.O.M. materials must be shipped prepaid and marked with your company name, order number and any special instructions. The effective date of the order is when the C.O.M. fabric is received. ECD cannot assume responsibility for the durability, flammability or tailoring quality of C.O.M. fabric.

Since fabrics vary greatly a 12" square sample, along with any special instructions must be submitted with the purchase order before approval of the material will be given.

Freight and Will Call

All prices are F.O.B. factory, no freight allowance. Shipments will be made prepay and charged "best way" unless specified otherwise on your purchase order.

All Will Call orders should be picked up within five (5) working days of notification by ECD. If an order is not picked up within the five (5) days the order will be returned to inventory unless otherwise agreed upon. The order of the primary customer will be held in a suspense file for further instructions.

Order Changes or Cancellation

After an order has been entered into ECD's system it may be changed or cancelled only by mutual consent and at the sole discretion of ECD.

ECD cannot accept revisions or cancellation after work has begun and fabric has been ordered. Addition to the order may cause delays in shipping. If ECD agrees to change an order after work has begun, the customer will be notified and a 30% restocking fee will be charged to the customer's account.

Freight Damages and Claims

Merchandise is carefully inspected and packed in an approved carton (when cartoning is necessary) before the product leaves the plant. Should you receive any portion of the shipment in a damaged condition, either apparent or concealed, it is the duty of the consignee to accept the damaged goods and submit a claim with the delivering freight carrier to insure against loss. This must be done within 15 calendar days of delivery. Without such inspection the transportation company will not accept a claim for damage. In the event of any carton damage, customers should retain the carton for inspection by the carrier.

Shipping & Work Schedule

Quick Ship Orders:

All orders marked "quick ship" will be ready for will call within seven (7) working days from the date the order is received. Quick ship program applies only to the Series, Models, and Fabrics listed on Page 72. There will be a maximum of twenty-five (25) units per quick ship orders.

Standard Production Schedule:

Most all orders are shipped within 3-4 weeks from the date the order is received from customers for standard fabric, leather and vinyl selection. Orders for COM materials will not be scheduled for production until complete yardage of materials are received.

Shipping & Dispatching Information:

- Local deliveries within fifty (50) miles radius from our plant will be free delivery to dealers dock to dock by our truck with a minimum of five (5) chairs.
- Outside of fifty (50) miles radius from our plant and between San Diego and Santa Barbara, merchandise will be shipped via furniture carrier or our truck FREE with a minimum of thirty (30) units. For orders of less than thirty units, call the factory for a freight quote.
- Northern California orders will be shipped via Standard Ground or common carrier and billed to the dealer/customer, unless other arrangements are specified.
- Outside the State of California shipments will be sent via Standard Ground or regular common carrier and billed to the dealer/customer, unless other arrangements are made.

Customers may also "Will Call" their merchandise at our plant in Corona, CA.



Delivery Charges

ECD Freight Charges Chart - Boxed Knocked Down Product

Freight Packaging & Handling	Standard Ground						
	Zone 2	Zone 3	Zone 4	Zone 5	Zone 6	Zone 7	Zone 8
Low Back Chairs	23	26	29	33	38	43	50
Mid-Back Chairs	25	28	31	35	40	45	52
High Back Chairs	72	74	76	78	81	84	90
Large Scale Chairs	74	76	79	81	84	87	93

* Price includes Cartoning, Handling and any other Surcharges.

To determine your zone, locate in the ECD ZONE CHART below the first three digits of your zip code. Then go to the ECD FREIGHT CHART and determine which zone group you would like to designate. Above freight charges are estimates only and are subject to change without notice.

Zone Chart

Zones		Zones		Zones	
Zip Code Prefix	Ground	Zip Code Prefix	Ground	Zip Code Prefix	Ground
004-005	8	471-472	7	726-738	6
006-007	-	473	8	739	5
008	-	474-479	7	740-789	6
009	-	480-497	8	790-794	5
010-089	8	498-499	7	795-796	6
090-099	-	500-503	6	797-799	5
100-199	8	504	7	800-812	5
200-299	8	505	6	813	4
300-324	8	506-507	7	814-838	5
325	7	508-516	6	840-853	4
326-339	8	520-560	7	854	3
340	-	561	6	855-863	4
341-349	8	562-567	7	864	3
350-359	7	570-581	6	865	4
360-363	8	582	7	870-872	5
364-367	7	583-588	6	873-874	4
368	8	590-591	8	875-878	5
369-372	7	592-595	6	879	4
373-374	8	596-599	8	880-885	5
375	7	600-639	7	889-892	3
376-379	8	640-649	6	893-898	4
380-397	7	650-652	7	900-933	2
399	8	653	6	934	3
400-402	7	654-655	7	935	2
403-418	8	656-676	6	936-939	3
420-424	7	677-679	8	940-961	4
425-426	8	680-692	6	962-966	-
427	7	693	8	967-968	-
430-459	8	700-709	7	969	-
460-466	7	710-711	6	970-994	5
467-468	8	712-717	7	995-999	-
469	7	718-719	6		
470	8	720-725	7		

Components Price List



Part #	Description	List Price
--------	-------------	------------

CASTERS

A-100-0	Casters B38/50 Blk. Standard	4.00 EA.
A-100-02	Casters Soft/Braking 50mm	20.00 EA.
A-100-05	Casters 55mm Large	7.00 EA.
A-100-10	Glides 38mm Standard	7.00 EA.
A-100-03	ESD Casters	25.00 EA.

BASES

A-100-13	Madison 25" Metal Base	137.00 EA.
A-100-15	Plastic Base Princes 26"	51.00 EA.
A-100-21	Heavy Duty Metal 26"	157.00 EA.
A-100-20	Spider base (For 1600 Series)	82.00 EA.

CYLINDERS & FOOTRING

A-100-25	Cylinder 5" Travel Standard	50.00 EA.
A-100-30	Cylinder 3" Travel Low Cyl.	50.00 EA.
A-100-32	Cylinder 8" Travel Med-Range	69.00 EA.
A-100-35	Cylinder 10" Travel High Range	75.00 EA.
A-100-40	Cylinder Cover 3 pc. Tel. Blk.	4.00 EA.
A-100-45	Footring 20" Dia. Oval	88.00 EA.

CONTROLS

B-200-13	Control Conf. Chairs 316C & 600RC	83.00 EA.
B-200-14	Control Two Paddles	114.00 EA.
B-200-15	Control Executive Standard	221.00 EA.
B-200-20A	Control Executive For Ratchet Mech.	248.00 EA.
B-200-17A	Control Synchro Knee Tilt REVO w/seat slider	248.00 EA.
B-200-25	Control 3 Paddles Standard	172.00 EA.
B-200-30	Control 3 paddles For Ratchet Mech.	183.00 EA.
B-200-37	Seat Slider Standard	80.00 EA.
B-200-204	Control Executive w/micro pitch	248.00 EA.

ARM & ARMPADS

C-300-0	Gel Armpads	60.00 EA.
C-300-04	Arm Fixed Up & Down	30.00 EA.
C-300-02	Arm Mounting Bracket For Above	13.00 EA.
C-300-2	Euro Pivot Arm xx" high, xx" wide	43.00 EA.
C-300-10	Arm Spring Loaded	86.00 EA.
C-300-11	Arm Mounting Brackets For Above	17.00 EA.
C-300-06	Silhouette Armpad	26.00 EA.
C-300-15	Armpad Pacific Standard	17.00 EA.
C-300-3	Armpad W/Mounting Bracket Dual Dual Adjustable In/Out & Up/Down For Petite Chairs	40.00 EA.

Customers may also "will call" their merchandise at our plant in Corona, CA.



Seat & Back Components Price List

* Prices below are for Grades C-E.

Call factory for other Grades.

Part #	Description	List Price
SEATS		
S100	Seat for 100 Series	147.00 EA.
S200	Seat for 200, 200JS, 400, & 900 Series	180.00 EA.
S20018	Seat for Mid-Petite	180.00 EA.
S-300	Seat for 300 Series	203.00 EA.
S50020	Seat for 500 Standard	203.00 EA.
S500LS	Seat for 500 Large Scaled	253.00 EA.
S700-20	Seat for 700 Standard	281.00 EA.
S700LS	Seat for 700 Large Scaled	316.00 EA.
S1500	Seat for 1500 Series, 1400 Series, 2400 Series, 2500 Series	224.00 EA.
S1600	Seat for 1600 Series	224.00 EA.

BACKS		
BK100	Back for 100	144.00 EA.
BK20018	Back for Mid-Petite	181.00 EA.
BK200LB	Back for Low Back 200, 400, 900	181.00 EA.
BK200MB	Back for Mid Back 200, 400 , 900	200.00 EA.
BK200JS18	Back for Low Back Petite 200JS, 1100, 1200, E1, E2	181.00 EA.
BK200JSLB	Back for Low Back 200JS, 1100, 1200	181.00 EA.
BK200JSMB	Back for Mid Back 200JS, 1100, 1200	200.00 EA.
BK200JSHB	Back for High Back 200JS, 1100, 1200	230.00 EA.
BK300MB	Back for Mid Back 300	200.00 EA.
BK300HB	Back for High Back 300	230.00 EA.
BK50020	Back for Low Back 500 Standard	200.00 EA.
BK50020HB	Back for High Back 500 Standard	245.00 EA.
BK500LS	Back for Low Back 500 Large Scaled	245.00 EA.
BK500LSHB	Back for High Back 500 Large Scaled	260.00 EA.
BK600SH	One Piece Shell for 600	386.00 EA.
BK700LB	Back for Low Back 700 w/ adjustable lumbar support	435.00 EA.
BK700MB	Back for Mid Back 700 w/ adjustable lumbar support	475.00 EA.
BK700HB	Back for High Back 700 w/ adjustable lumbar support	626.00 EA.
BK1500MB	Back for Mid Back 1500	230.00 EA.
BK1500HB	Back for High Back 1500	255.00 EA.
BK1400MB	Back for Mid Back 1400	230.00 EA.
BK1400HB	Back for High Back 1400	255.00 EA.
BK1600MB	Back for Mid Back 1600	230.00 EA.
BK1600HB	Back for High Back 1600	255.00 EA.

All above list prices are for ECD grade C, D and E fabrics. For all others, contact factory for pricing.

100 Series





100 Series - Stackable Guest Chair

Standard Features for 100 Series Stackable Guest Chairs:

- Welded metal frame
- Black powder coated mini-textured
- Adjustable glides
- Fully upholstered
- Stackable five high

Optional Features:

- Cal TB133 \$80

Dimension Specifications:

Seat Dimension

Model	Height	Width	Between Arms	Arms Height
101	18	18	N/A	N/A
102	18	18	18.5	

Back Dimensions

Model	Height	Width	Between Arms	Arms Height
101	15	18	N/A	N/A
102	15	18	21	8

Model	Description	Fabric Grade	List Price	Yardage	Blanket Cube	Carton Cube	Blanket Weight	Carton Weight
101	Stackable Guest Chair Without Arms	C	313	1.5*	9	9	20	30
		D	335					
		E & COM	344					
		F	363					
		G	378					
		H	402					
		I	433					
		J	488					
		JS	791					
		K	1095					



*For COM vinyl add .25 yard

Model	Description	Fabric Grade	List Price	Yardage	Blanket Cube	Carton Cube	Blanket Weight	Carton Weight
102	Stackable Guest Chair With Arms	C	329	1.5*	9	9	24	34
		D	350					
		E & COM	360					
		F	379					
		G	393					
		H	418					
		I	448					
		J	503					
		JS	807					
		K	1111					



*For COM vinyl add .25 yard

200 Series





200 Series Specifications

Standard Features for Model 200:

- Independent seat and backrest adjustable
- Height adjustable arms
- Pneumatic seat height adjustment
- Fully upholstered backrest with inner-edge upholstery protection
- Large 26" five-leg reinforced plastic base with high impact casters
- Contoured waterfall seat with reinforced inner-structure
- Stools 204 & 205 standard with mid-range cylinder

Optional Features:

- Adjustable lumbar support \$105
- Braking hard floor casters \$60
- Upholstered armrest \$86
- Glides \$25
- Mid-range cylinder \$48
- High-range cylinder \$67
- Seat slider \$73
- Euro Pivot arms w/silhouette arm pads \$75
- Width adjustable arm brackets \$40
- Cal TB133 \$80
- Mid soft foam \$81
- Gel armpads \$80
- Seat or back modifications each cut \$115
- Memory Foam \$126

Dimension Specifications:

Seat Dimensions

Model	Depth	Width	Standard Cylinder		Low Range	
			Seat Height		Seat Height	
			Low	High	Low	High
20118	17	18	16	20.5	15	19
20218	17	18	16	20.5	15	19
201	19	20	16	20.5	15	19
202	19	20	16	20.5	15	19
204	19	20	20	28	20	28
205	19	20	23	31	20	28
206	19	20	16	20.5	15	19
209	19	20	16	20.5	15	19

Back Dimensions

Model	Height	Width	Between Arms		Arms Height
			Closed	Open	High Range
20118	17	17	N/A	N/A	N/A
20218	17	17	16	19	7-9
201	19	20	N/A	N/A	N/A
202	19	20	18	21	7-10
204	19	20	N/A	N/A	N/A
205	19	20	18	21	7-10
206	21	20	18	21	7-10
209	24	20	18	21	7-10


200 Series - Task Seating




Standard Features for 200 Series Ergonomic Task Chairs:

- Articulating independent seat and back mechanism
- Seven layers of plywood inner-structure for seat and back
- Compounded curves inner-structure with natural lumbar support
- Hooded dual wheel casters
- 25" five-leg reinforced plastic base
- Pneumatic height adjustment
- Fully upholstered back with edge protection
- Height adjustable arms
- Standard Pacific Armpads

Model	Description	Fabric Grade	List Price	Yardage	Blanket Cube	Carton Cube	Blanket Weight	Carton Weight
201	Task Chair Without Arms	C	493	1.5*	10	10	29	39
		D	517					
		E & COM	543					
		F	570					
		G	590					
		H	610					
		I	640					
		J	713					
		JS	994					
		K	1275					



*For COM vinyl add .25 yard

Model	Description	Fabric Grade	List Price	Yardage	Blanket Cube	Carton Cube	Blanket Weight	Carton Weight
202	Task Chair With Adjustable Arms	C	552	1.5*	10	10	35	45
		D	576					
		E & COM	602					
		F	629					
		G	649					
		H	670					
		I	699					
		J	773					
		JS	1054					
		K	1334					


*For COM vinyl add .25 yard


Model	Description	Fabric Grade	List Price	Yardage	Blanket Cube	Carton Cube	Blanket Weight	Carton Weight
204	Ergonomic Drafting Stool Without Arms	C	618	1.5*	12	10	38	48
		D	642					
		E & COM	668					
		F	695					
		G	714					
		H	735					
		I	764					
		J	838					
		JS	1119					
		K	1400					

NOTE:
Mid-range: 20"-28"
High-range: 23"-33"
Stool standard with mid-range cylinder, for high-range cylinder, Add \$67.00 list and specify.


*For COM vinyl add .25 yard

Model	Description	Fabric Grade	List Price	Yardage	Blanket Cube	Carton Cube	Blanket Weight	Carton Weight
205	Ergonomic Drafting Stool With Adjustable Arms	C	707	1.5*	14	10	44	54
		D	731					
		E & COM	757					
		F	784					
		G	804					
		H	825					
		I	854					
		J	928					
		JS	1208					
		K	1489					

NOTE:
Mid-range: 20"-28"
High-range: 23"-33"
Stool standard with mid-range cylinder, for high-range cylinder, Add \$67.00 list and specify.


*For COM vinyl add .25 yard



200 Series - Task Seating; Mid/High Back

The 200 Series Ergonomic High Back Task chairs have the following standard features:

- Articulating independent seat and back mechanism
- Seven layers of plywood inner-structure for seat and back
- Compounded curves inner-structure with natural lumbar support
- Hooded dual-wheel casters
- 26" five-leg reinforced plastic base
- Fully upholstered back with edge protection
- Height adjustable arms

Model	Description	Fabric Grade	List Price	Yardage	Blanket Cube	Carton Cube	Blanket Weight	Carton Weight
206	Management Mid-Back Chair With Adjustable Arms	C	606	1.5*	14	10	38	48
		D	630					
		E & COM	656					
		F	683					
		G	703					
		H	724					
		I	753					
		J	827					
		JS	1108					
		K	1388					



*For COM vinyl add .25 yard

Model	Description	Fabric Grade	List Price	Yardage	Blanket Cube	Carton Cube	Blanket Weight	Carton Weight
209	Management High-Back Chair With Adjustable Arms	C	642	1.75*	11	10	43	53
		D	673					
		E & COM	708					
		F	745					
		G	771					
		H	798					
		I	838					
		J	936					
		JS	1180					
		K	1424					



*For COM vinyl add .25 yard

200 JS Series





200 JS Series Specifications

Standard Features for Models 200JS:

- Euro Pivot Arms with Silhouette Armpads (width, height & pivot)
- Independent seat and backrest adjustable
- Adjustable seat depth (seat slider)
- Pneumatic seat height adjustment
- Fully upholstered backrest with inner-edge upholstery protection
- Large 26" five-leg reinforced plastic base with high impact casters
- Contoured waterfall seat with reinforced inner-structure
- Ratchet execution backrest height adjustment mechanism
- Stools 204JS & 205JS standard with mid-range cylinder
- Thoracic back foam

Optional Features:

- Adjustable lumbar support \$105
- Braking hard floor casters \$60
- Upholstered armrest \$86
- Glides \$25
- Mid-range cylinder \$48
- High-range cylinder \$67
- Cal TB133 \$80
- Mid-soft foam \$81
- Gel armpads \$80
- Seat or back modifications (each cut) \$115
- Memory Foam \$126

Dimension Specifications:

Seat Dimensions

Model	Depth	Width	Standard Cylinder		Low Range	
			Seat Height		Seat Height	
			Low	High	Low	High
201JS16	17	18	16	20.5	15	19
202JS16	17	18	16	20.5	15	19
201JS18	17	18	16	20.5	15	19
202JS18	17	18	16	20.5	15	19
201JS	19	20	16	20.5	15	19
202JS	19	20	16	20.5	15	19
204JS	19	20	20	28	N/A	N/A
205JS	19	20	20	28	N/A	N/A
206JS	19	20	16	20.5	15	19
209JS	19	20	16	20.5	15	19

Back Dimensions

Model	Height	Width	Between Arms		Arms Height
			Closed	Open	High Range
201JS16	17	17	N/A	N/A	N/A
202JS16	17	17	15	18	7-9
201JS18	17	17	N/A	N/A	N/A
202JS18	17	17	16	19	7-9
201JS	18	20	N/A	N/A	N/A
202JS	18	20	18	21	7-10
204JS	19	20	N/A	N/A	N/A
205JS	19	20	18	21	7-10
206JS	21	20	18	21	7-10
209JS	24	20	18	21	7-10



200 JS Series - Task Seating; Petite Size

The 200 Series Ergonomic Petite Size Task Chairs have the following standard features:

- Articulating independent seat and back mechanism
- Adjustable seat depth (seat slider)
- Compounded curves inner-structure with natural lumbar support
- Fully upholstered back with inner-edge backrest protection
- Euro Pivot Arms w//silhouette armpads (width, height & pivot)
- 26" five-leg reinforced plastic base
- Ratchet execution backrest height adjustment mechanism

Model	Description	Fabric Grade	List Price	Yardage	Blanket Cube	Carton Cube	Blanket Weight	Carton Weight
201JS16	Task Chair Petite Size Without Arms	C	664	1.5*	10	10	35	45
		D	686					
		E & COM	713					
		F	740					
		G	763					
		H	783					
		I	813					
		J	889					
		JS	1192					
		K	1518					



*For COM vinyl add .25 yard

Model	Description	Fabric Grade	List Price	Yardage	Blanket Cube	Carton Cube	Blanket Weight	Carton Weight
202JS16	Task Chair Petite Size With Adjustable Arms	C	748	1.5*	10	10	40	50
		D	771					
		E & COM	798					
		F	825					
		G	847					
		H	867					
		I	898					
		J	974					
		JS	1275					
		K	1602					



*For COM vinyl add .25 yard

Model	Description	Fabric Grade	List Price	Yardage	Blanket Cube	Carton Cube	Blanket Weight	Carton Weight
204JS16	Ergonomic Drafting Stool Without Arms	C	729	1.5*	15	10	42	52
		D	751					
		E & COM	776					
		F	802					
		G	823					
		H	841					
		I	870					
		J	942					
		JS	1227					
		K	1535					



*For COM vinyl add .25 yard

NOTE:
 Mid-range: 20"-28"
 High-range: 23"-33"
 Stool standard with mid-range cylinder,
 for high range cylinder, add \$67.00 list and specify.



200 JS Series - Task Seating; Petite Mid Size

The 200 Series Ergonomic Petite Mid Size Task Chairs have the following standard features:

- Articulating independent seat and back mechanism
- Adjustable seat depth (seat slider)
- Compounded curves inner-structure with natural lumbar support
- Fully upholstered back with inner-edge backrest protection
- Euro Pivot Arms w/silhouette armpads (width, height & pivot)
- 26" five-leg reinforced plastic base
- Ratchet execution backrest height adjustment mechanism

Model	Description	Fabric Grade	List Price	Yardage	Blanket Cube	Carton Cube	Blanket Weight	Carton Weight
201JS18	Task Chair Petite Mid Size Without Arms	C	664	1.5*	10	8	35	43
		D	686					
		E & COM	713					
		F	740					
		G	763					
		H	783					
		I	813					
		J	889					
		JS	1192					
		K	1518					



*For COM vinyl add .25 yard

Model	Description	Fabric Grade	List Price	Yardage	Blanket Cube	Carton Cube	Blanket Weight	Carton Weight
202JS18	Task Chair Petite Mid Size With Adjustable Arms	C	748	1.5*	10	10	40	49
		D	771					
		E & COM	798					
		F	825					
		G	847					
		H	867					
		I	898					
		J	974					
		JS	1275					
		K	1602					



*For COM vinyl add .25 yard

Model	Description	Fabric Grade	List Price	Yardage	Blanket Cube	Carton Cube	Blanket Weight	Carton Weight
204JS18	Ergonomic Drafting Stool Without Arms	C	729	1.5*	15	10	42	52
		D	751					
		E & COM	776					
		F	802					
		G	823					
		H	841					
		I	870					
		J	942					
		JS	1227					
		K	1535					



*For COM vinyl add .25 yard

NOTE:
Mid-range: 20"-28"
High-range: 23"-33"
Stool standard with mid-range cylinder,
for high range cylinder, add \$67.00 list and
specify.




200 JS Series - Task Seating; Standard Size


The 200 Series Ergonomic Standard Size Task Chairs have the following standard features:

- Articulating independent seat and back mechanism
- Adjustable seat depth (seat slider)
- Compounded curves inner-structure with natural lumbar support
- Fully upholstered back with inner-edge backrest protection
- Euro Pivot Arms w/silhouette armpads (width, height & pivot)
- 26" five-leg reinforced plastic base
- Ratchet execution backrest height adjustment mechanism

Model	Description Grade	Fabric Price	List	Yardage Cube	Blanket Cube	Carton Weight	Blanket Weight	Carton
201JS	Task Chair Standard Size Without Arms	C	664	1.5*	11	10	36	46
		D	686					
		E & COM	713					
		F	740					
		G	763					
		H	783					
		I	813					
		J	889					
		JS	1192					
		K	1518					



*For COM vinyl add .25 yard

Model	Description Grade	Fabric Price	List	Yardage Cube	Blanket Cube	Carton Weight	Blanket Weight	Carton
202JS	Task Chair Standard Size With Adjustable Arms	C	748	1.5*	11	10	41	51
		D	771					
		E & COM	798					
		F	825					
		G	847					
		H	867					
		I	898					
		J	974					
		JS	1275					
		K	1602					


*For COM vinyl add .25 yard


Model	Description Grade	Fabric Price	List	Yardage Cube	Blanket Cube	Carton Weight	Blanket Weight	Carton
204JS	Ergonomic Drafting Stool Without Arms	C	729	1.5*	15	10	42	52
		D	751					
		E & COM	776					
		F	802					
		G	823					
		H	841					
		I	870					
		J	942					
		JS	1227					
		K	1535					

NOTE:
Mid-range: 20"-28"
High-range: 23"-33"
Stool standard with mid-range cylinder, for high range cylinder, add \$67.00 list and specify.


*For COM vinyl add .25 yard

Model	Description Grade	Fabric Price	List	Yardage Cube	Blanket Cube	Carton Weight	Blanket Weight	Carton
205JS	Ergonomic Drafting Stool With Arms	C	829	1.5*	15	10	47	57
		D	851					
		E & COM	876					
		F	902					
		G	922					
		H	941					
		I	970					
		J	1042					
		JS	1327					
		K	1635					

NOTE:
Mid-range: 20"-28"
High-range: 23"-33"
Stool standard with mid-range cylinder, for high range cylinder, add \$67.00 list and specify.


*For COM vinyl add .25 yard




200 JS Series - Task Seating; Mid/High Back


The 200 Series Ergonomic Standard Size Task Chairs have the following standard features:

- Articulating independent seat and back mechanism
- Adjustable seat depth (seat slider)
- Compounded curves inner-structure with natural lumbar support
- Fully upholstered back with inner-edge backrest protection
- Euro Pivot Arms w/silhouette armpads (width, height & pivot)
- 26" five-leg reinforced plastic base
- Ratchet execution backrest height adjustment mechanism

Model	Description	Fabric Grade	List Price	Yardage	Blanket Cube	Carton Cube	Blanket Weight	Carton Weight
206JS	Management Mid-Back Chair With Adjustable Arms	C	802	1.50*	13	10	43	52
		D	822					
		E & COM	852					
		F	882					
		G	905					
		H	928					
		I	962					
		J	1045					
		JS	1315					
		K	1607					


*For COM vinyl add .25 yard

Model	Description	Fabric Grade	List Price	Yardage	Blanket Cube	Carton Cube	Blanket Weight	Carton Weight
209JS	Management High-Back Chair With Adjustable Arms	C	855	1.75*	15	10	48	58
		D	887					
		E & COM	924					
		F	961					
		G	987					
		H	1015					
		I	1057					
		J	1158					
		JS	1409					
		K	1661					


*For COM vinyl add .25 yard



200 SB Series - Task Seating; Shell Back

The 200 Series Ergonomic Shell Back Task Chairs have the following standard features:

- Articulating independent seat and back mechanism
 - Compounded curves inner-structure with natural lumbar support
 - Stools come with mid-range cylinder
 - Height adjustable arms
 - 26" five-leg reinforced plastic base
 - Pacific armpad
- Optional Features:**
- In-Out bracket \$ 40

Model	Description	Fabric Grade	List Price	Yardage	Blanket Cube	Carton Cube	Blanket Weight	Carton Weight
201SB	Task Chair Without Arms Shell Back	C	493	1.0*	10	10	29	39
		D	517					
		E & COM	543					
		F	570					
		G	590					
		H	610					
		I	640					
		J	713					
		JS	994					
		K	1275					



*For COM vinyl add .25 yard

Model	Description	Fabric Grade	List Price	Yardage	Blanket Cube	Carton Cube	Blanket Weight	Carton Weight
202SB	Task Chair With Adjustable Arms Shell Back	C	552	1.0*	12	10	35	45
		D	576					
		E & COM	602					
		F	629					
		G	649					
		H	670					
		I	699					
		J	773					
		JS	1054					
		K	1334					



*For COM vinyl add .25 yard

Model	Description	Fabric Grade	List Price	Yardage	Blanket Cube	Carton Cube	Blanket Weight	Carton Weight
204SB	Drafting Stool Task Chair Without Arms Shell Back	C	618	1.0*	12	10	35	45
		D	642					
		E & COM	668					
		F	695					
		G	714					
		H	735					
		I	764					
		J	838					
		JS	1119					
		K	1400					

NOTE:
 Mid-range: 20"-28"
 High-range: 23"-33"
 Stool standard with mid-range cylinder, for high range cylinder, add \$67.00 list and specify.



*For COM vinyl add .25 yard

Model	Description	Fabric Grade	List Price	Yardage	Blanket Cube	Carton Cube	Blanket Weight	Carton Weight
205SB	Drafting Stool Task Chair With Adjustable Arms Shell Back	C	707	1.0*	12	10	41	51
		D	731					
		E & COM	757					
		F	784					
		G	804					
		H	825					
		I	854					
		J	928					
		JS	1208					
		K	1489					

NOTE:
 Mid-range: 20"-28"
 High-range: 23"-33"
 Stool standard with mid-range cylinder, for high range cylinder, add \$67.00 list and specify.



*For COM vinyl add .25 yard



300 Series



300 Series Specifications



Standard Features:

- Independent back angle adjustable
- Arm height adjustable
- Pneumatic seat height adjustable
- Back height adjustable
- Fully upholstered backrest with inner-edge upholstery protector
- Large 26" five star reinforced base with high impact casters
- Contoured reinforced inner-structure with waterfall seat front
- Silhouette arm pads
- Thoracic back foam

Optional Features:

- Hard floor braking casters \$ 60
- Glides \$ 25
- With adjustable arm brackets, in/out & up/down \$ 40
- Upholstered armrest \$ 86
- Euro pivot arms w/silhouette Armpads \$ 75
- Gel arm pads \$ 80
- Adjustable lumbar support \$105
- Cal TB133 \$ 80
- Mid-range cylinder \$ 48
- High range cylinder \$ 67
- Seat slider \$ 73
- Metal base \$125
- Seat or back modification (each cut) \$115
- Memory Foam \$126

Dimension Specifications:

Seat Dimensions

Model	Depth	Width	Standard Cylinder		Low Range	
			Seat Height		Seat Height	
			Low	High	Low	High
304	19	20	20	28	15	19
305	19	20	20	28	15	19
30618	17	18	16	20.5	15	19
306	19	20	16	20.5	15	19
30718	17	18	16	20.5	15	19
307	19	20	16	20.5	15	19
316C	19	20	16	20.5	15	19
319C	19	20	16	20.5	15	19
312G	19	20	18	18	N/A	N/A

Back Dimensions

Model	Height	Width	Between Arms		Arms Height
			Closed	Open	High Range
304	20	20	N/A	N/A	N/A
305	20	20	18	18	7 - 9
30618	20	20	16	16	7 - 9
306	20	20	18	18	7 - 9
30718	20	20	N/A	N/A	N/A
307	20	20	N/A	N/A	N/A
316C	20	20	18	18	8
319C	24	20	18	18	8
312G	20	20	19	19	8



300 Ergonomic Stool Series

Standard Features:


- Independent back angle mechanism
- Fully upholstered backrest with inner-edge backrest protector
- Mid-soft foam
- Arm height adjustment
- Back height adjustment
- Back angle adjustment
- 26" five star reinforced nylon base
- Pneumatic seat height adjustment (20" - 28")
- Compound curve inner-structure
- Adjustable footring
- Silhouette armpads
- Thoracic back foam

Optional Features:

- Adjustable lumbar support \$105
- Cal TB133 \$ 80
- Euro pivot arms w/silhouette armpads \$ 75
- Gel armpads \$ 80
- Hard floor braking casters \$ 60
- Glides \$ 25
- Mid-range cylinder \$ 48
- High-range cylinder \$ 67
- Seat slider \$ 73
- Metal base \$125
- Upholstered armpads \$ 86
- Width adjustable Arm Brackets \$ 40
- Memory Foam \$126

Model	Description	Fabric Grade	List Price	Yardage	Blanket Cube	Carton Cube	Blanket Weight	Carton Weight
304	Ergonomic Stool Without Arms Mid-Back	C	618	1.5*	15	10	42	52
		D	645					
		E & COM	676					
		F	707					
		G	731					
		H	754					
		I	789					
		J	876					
		JS	1119					
		K	1361					


NOTE:
Mid-range: 20"-28"
High-range: 23"-33"
Stool standard with mid-range cylinder,
for high range cylinder, add \$67.00 list
and specify.



*For COM vinyl add .25 yard

Model	Description	Fabric Grade	List Price	Yardage	Blanket Cube	Carton Cube	Blanket Weight	Carton Weight
305	Ergonomic Stool With Adjustable Height Arms Mid-Back	C	675	1.5*	15	10	47	57
		D	702					
		E & COM	733					
		F	765					
		G	788					
		H	811					
		I	847					
		J	933					
		JS	1175					
		K	1418					

NOTE:
Mid-range: 20"-28"
High-range: 23"-33"
Stool standard with mid-range cylinder,
for high range cylinder, add \$67.00 list
and specify.



*For COM vinyl add .25 yard

300 Ergonomic Task Series




Standard Features:

- Independent back angle mechanism
- Fully upholstered backrest with inner-edge backrest protector
- Mid-soft foam
- Arm height adjustment
- Back height adjustment
- Back angle adjustment
- 26" five star reinforced nylon base
- Pneumatic seat height adjustment
- Compound curve inner-structure
- Silhouette armpads
- Thoracic back foam


Optional Features:

- Adjustable lumbar support \$105
- Cal TB133 \$ 80
- Euro pivot arms w/silhouette armpads \$ 75
- Gel armpads \$ 80
- Hard floor braking casters \$ 60
- Glides \$ 25
- Mid-range cylinder \$ 48
- High-range cylinder \$ 67
- Seat slider \$ 73
- Metal base \$125
- Upholstered armpads \$ 86
- Width adjustable Arm Brackets \$ 40
- Memory Foam \$126

Model	Description	Fabric Grade	List Price	Yardage	Blanket Cube	Carton Cube	Blanket Weight	Carton Weight
306	Task Chair With Adjustable height Arms Mid-Back	C	562	1.5*	15	10	36	46
		D	586					
		E & COM	612					
		F	639					
		G	652					
		H	679					
		I	708					
		J	782					
		JS	1043					
		K	1304					

 *For COM vinyl add .25 yard

Model	Description	Fabric Grade	List Price	Yardage	Blanket Cube	Carton Cube	Blanket Weight	Carton Weight
307	Task Chair Without Arms Mid-Back	C	514	1.5*	15	10	32	42
		D	538					
		E & COM	564					
		F	591					
		G	610					
		H	631					
		I	660					
		J	734					
		JS	996					
		K	1257					

 *For COM vinyl add .25 yard



300 XT Series Specifications

Standard Features:

- Full function heavy duty executive tilt control
- Arm height adjustable
- Pneumatic seat height adjustable
- Back height adjustable
- Fully upholstered backrest with inner-edge upholstery protector
- Large 26" five star reinforced base with high impact casters
- Contoured reinforced inner-structure with waterfall seat front
- Silhouette arm pads
- Thoracic back foam

Optional Features:

- Hard floor braking casters \$ 60
- Glides \$ 25
- Upholstered armrest \$ 86
- Gel arm pads \$ 80
- Adjustable lumbar support \$105
- Cal TB133 \$ 80
- Mid-range cylinder \$ 48
- High range cylinder \$ 67
- Seat slider \$ 73
- Metal base \$125
- Seat & back modifications (each cut) \$115
- Width adjustable Arm Brackets \$ 40
- Memory Foam \$126

Dimension Specifications:

Seat Dimensions

Model	Depth	Width	Standard Cylinder		Low Range	
			Seat Height		Seat Height	
			Low	High	Low	High
304XT	19	20	21	29	15	19
305XT	19	20	21	29	15	19
306XT18	17	18	17	22	15	19
306XT	19	20	17	22	15	19
307XT18	17	18	17	22	15	19
307XT	19	20	17	22	15	19
309XT	19	20	17	22	15	19
316C	19	20	16	20.5	15	19
319C	19	20	16	20.5	15	19
312G	19	20	18	18	N/A	N/A

Back Dimensions

Model	Height	Width	Between Arms		Arms Height
			Closed	Open	High Range
304XT	20	20	N/A	N/A	N/A
305XT	20	20	18	18	7 - 9
306XT18	20	20	16	16	7 - 9
306XT	20	20	18	18	7 - 9
307XT18	20	20	N/A	N/A	N/A
307XT	20	20	N/A	N/A	N/A
309XT	24	20	18	18	7 - 9
316C	20	20	18	18	8
319C	24	20	18	18	8
312G	20	20	19	19	8

300 XT Ergonomic Stool Series



Standard Features:


- Full function heavy duty executive tilt control
- Fully upholstered back with inner-edge backrest protector
- Mid-soft foam
- Arm height adjustable
- 26" five star reinforced nylon base
- Pneumatic seat height adjustment (20"-28")
- Compound curve inner-structure
- Adjustable footring
- Silhouette armpads
- Thoracic back foam

Optional Features:

- Adjustable lumbar support \$105
- Cal TB133 \$ 80
- Gel armpads \$ 80
- Hard floor braking casters \$ 60
- Glides \$ 25
- Mid-range cylinder \$ 48
- High range cylinder \$ 67
- Metal base \$125
- Seat & back modifications (each cut) \$115
- Upholstered armpads \$ 86
- Width adjustable Arm Brackets \$ 40
- Memory Foam \$126

Model	Description	Fabric Grade	List Price	Yardage	Blanket Cube	Carton Cube	Blanket Weight	Carton Weight
304XT	Ergonomic Stool Without Arms Mid-Back	C	698	1.5*	15	10	52	62
		D	722					
		E & COM	748					
		F	775					
		G	795					
		H	815					
		I	844					
		J	918					
		JS	1179					
		K	1441					


NOTE:
Mid-range: 20"-28"
High-range: 23"-33"
Stool standard with mid-range cylinder, for high range cylinder, add \$67.00 list and specify.



*For COM vinyl add .25 yard

Model	Description	Fabric Grade	List Price	Yardage	Blanket Cube	Carton Cube	Blanket Weight	Carton Weight
305XT	Ergonomic Stool With Adjustable Height Arms Mid-Back	C	763	1.5*	15	10	57	67
		D	787					
		E & COM	813					
		F	840					
		G	860					
		H	881					
		I	910					
		J	984					
		JS	1246					
		K	1507					

NOTE:
Mid-range: 20"-28"
High-range: 23"-33"
Stool standard with mid-range cylinder, for high range cylinder, add \$67.00 list and specify.



*For COM vinyl add .25 yard



300 XT Ergonomic Task Series

Standard Features:

- Full function heavy duty executive tilt control
- Fully upholstered back with inner-edge backrest upholstery protector
- Mid-soft foam
- Arm height adjustable
- Back angle adjustment
- 26" five star reinforced nylon base
- Pneumatic seat height adjustment
- Compound curve inner-structure
- Silhouette armpads
- Thoracic back foam

Optional Features:

- Adjustable lumbar support \$105
- Cal TB133 \$ 80
- Seat slider \$ 73
- Gel armpads \$ 80
- Hard floor breaking casters \$ 60
- Glides \$ 25
- Width adjustable arm brackets \$ 40
- Memory Foam \$126
- Mid-range cylinder \$ 48
- High range cylinder \$ 67
- Upholstered armpads \$ 86
- Metal base \$125
- Seat & back modifications (each cut) \$115

Model	Description	Fabric Grade	List Price	Yardage	Blanket Cube	Carton Cube	Blanket Weight	Carton Weight
306XT	Task Chair With Height Adjustable Arms Mid-Back	C	645	1.5*	15	10	47	57
		D	669					
		E & COM	695					
		F	722					
		G	742					
		H	762					
		I	791					
		J	865					
		JS	1126					
		K	1387					



*For COM vinyl add .25 yard

Model	Description	Fabric Grade	List Price	Yardage	Blanket Cube	Carton Cube	Blanket Weight	Carton Weight
307XT	Task Chair Without Arms Mid-Back	C	609	1.5*	15	10	41	51
		D	633					
		E & COM	659					
		F	686					
		G	706					
		H	727					
		I	756					
		J	830					
		JS	1091					
		K	1352					



*For COM vinyl add .25 yard

Model	Description	Fabric Grade	List Price	Yardage	Blanket Cube	Carton Cube	Blanket Weight	Carton Weight
309XT	Management Chair With Height Adjustable Arms High Back	C	698	1.75*	17	16	54	64
		D	736					
		E & COM	773					
		F	809					
		G	836					
		H	863					
		I	905					
		J	1005					
		JS	1223					
		K	1441					



*For COM vinyl add .25 yard

300 Series Conference and Guest Chair




Standard Features:

- Swivel / Tilt mechanism with tilt lock
- Fully upholstered back with inner-edge backrest upholstery protector
- Mid-soft foam
- 26" five star reinforced nylon base
- Pneumatic seat height adjustment
- Compound curve inner-structure
- Thoracic back foam


Optional Features:

- Hard floor braking casters \$ 60
- Cal TB133 \$ 80
- Glides \$ 25
- Metal base \$125
- Mid-range cylinder \$ 48
- High range cylinder \$ 67
- Memory Foam \$126


Model	Description	Fabric Grade	List Price	Yardage	Blanket Cube	Carton Cube	Blanket Weight	Carton Weight
316C	Conference Chair With Fixed Arms Mid-Back	C	496	1.5*	15	10	32	42
		D	520					
		E & COM	546					
		F	573					
		G	593					
		H	614					
		I	643					
		J	717					
		JS	978					
		K	1239					

 *For COM vinyl add .25 yard

Model	Description	Fabric Grade	List Price	Yardage	Blanket Cube	Carton Cube	Blanket Weight	Carton Weight
319C	Conference Chair With Fixed Arms High Back	C	586	1.75*	17	16	36	46
		D	624					
		E & COM	660					
		F	697					
		G	724					
		H	751					
		I	792					
		J	892					
		JS	1111					
		K	1328					

 *For COM vinyl add .25 yard

Model	Description	Fabric Grade	List Price	Yardage	Blanket Cube	Carton Cube	Blanket Weight	Carton Weight
312G	Guest Chair With Fixed Arms Mid-Back	C	496	1.5*	10	10	30	40
		D	520					
		E & COM	546					
		F	573					
		G	593					
		H	614					
		I	643					
		J	717					
		JS	978					
		K	1239					

 *For COM vinyl add .25 yard



400 Series



400 Series Specifications



Standard Features:

- Full function heavy duty executive tilt control
- Height adjustable arms
- Pneumatic seat height adjustment
- Fully upholstered backrest with inner-edge upholstery protection
- 26" five-leg reinforced plastic base
- Compounded curves inner-structure with natural lumbar support
- Silhouette armpads
- Back height adjustment

Optional Features:

- Adjustable lumbar support \$105
- Braking hard floor casters \$ 60
- Upholstered armrest \$ 86
- Glides \$ 25
- Mid-range cylinder \$ 48
- High range cylinder \$ 67
- Cal TB133 \$ 80
- Seat slider \$ 73
- Euro pivot arms w/silhouette armpads \$ 75
- Mid-soft foam \$ 81
- Gel armpads \$ 80
- Seat & back modifications (each cut) \$115
- Width adjustable arm brackets \$ 40
- Memory Foam \$126

Dimension Specifications:

Seat Dimensions

Model	Depth	Width	Standard Cylinder		Low Range	
			Seat Height		Seat Height	
			Low	High	Low	High
401XT	19	20	16	20.5	15	19
402XT	19	20	16	20.5	15	19
404XT	19	20	20	28	15	19
405XT	19	20	20	28	15	19
406XT	19	20	16	20.5	15	19
407XT	19	20	16	20.5	15	19
409XT	19	20	16	20.5	15	19

Back Dimensions

Model	Height	Width	Between Arms		Arms
			Closed	Open	High Range
402XT	19	20	18	21	7—10
404XT	19	20	N/A	N/A	N/A
405XT	19	20	18	21	7—10
406XT	21	20	18	21	7—10
407XT	21	20	N/A	N/A	N/A
409XT	24	20	18	21	7—10

All components integrated in our products meet or exceed BIFMA/ANSI standards. See page 2 for warranty information.



400 Series

The 400 Series Ergonomic Task Chairs have the following standard features:

- Full function heavy duty executive tilt control
- Height adjustable arms
- 26" five-leg reinforced plastic base
- Compounded curves inner-structure with natural lumbar support
- Pneumatic height adjustment
- Fully upholstered back with inner-edge upholstery protection

Model	Description	Fabric Grade	List Price	Yardage	Blanket Cube	Carton Cube	Blanket Weight	Carton Weight
401XT	Task Chair Without Arms	C	564	1.5*	10	10	41	51
		D	592					
		E & COM	624					
		F	656					
		G	681					
		H	704					
		I	740					
		J	830					
		JS	1088					
		K	1346					



*For COM vinyl add .25 yard

Model	Description	Fabric Grade	List Price	Yardage	Blanket Cube	Carton Cube	Blanket Weight	Carton Weight
402XT	Task Chair With Adjustable Arms	C	608	1.5*	12	10	47	57
		D	632					
		E & COM	659					
		F	687					
		G	707					
		H	729					
		I	759					
		J	835					
		JS	1113					
		K	1390					



*For COM vinyl add .25 yard

Model	Description	Fabric Grade	List Price	Yardage	Blanket Cube	Carton Cube	Blanket Weight	Carton Weight
404XT	Ergonomic Drafting Stool Without Arms	C	690	1.5*	15	10	47	57
		D	716					
		E & COM	740					
		F	769					
		G	789					
		H	810					
		I	840					
		J	916					
		JS	1194					
		K	1496					

Standard with Mid-Range Cylinder (20" - 27" high)
Add \$67.00 for optional high range cylinder and specify



*For COM vinyl add .25 yard

Model	Description	Fabric Grade	List Price	Yardage	Blanket Cube	Carton Cube	Blanket Weight	Carton Weight
405XT	Ergonomic Drafting Stool With Height Adjustable Arms	C	751	1.5*	15	10	53	63
		D	775					
		E & COM	802					
		F	830					
		G	851					
		H	872					
		I	902					
		J	978					
		JS	1255					
		K	1588					

Standard with Mid-Range Cylinder (20" - 27" high)
Add \$67.00 for optional high range cylinder and specify




*For COM vinyl add .25 yard

400 Series




The 400 Series Ergonomic Task Chairs have the following standard features:

- Full function heavy duty executive tilt control
- Height adjustable arms
- 26" five-leg reinforced plastic base
- Compounded curves inner-structure with natural lumbar support
- Pneumatic height adjustment
- Fully upholstered back with inner-edge upholstery protection
- Stool standard with mid-range cylinder

Model	Description	Fabric Grade	List Price	Yardage	Blanket Cube	Carton Cube	Blanket Weight	Carton Weight
406XT	Mid Back Executive Task Chair With Height Adjustable Arms	C	690	1.5*	11	10	43	53
		D	718					
		E & COM	750					
		F	782					
		G	806					
		H	830					
		I	866					
		J	956					
		JS	1214					
		K	1472					
								
						*For COM vinyl add .25 yard		

Model	Description	Fabric Grade	List Price	Yardage	Blanket Cube	Carton Cube	Blanket Weight	Carton Weight
407XT	Mid Back Executive Task Chair Without Arms	C	650	1.5*	11	10	37	59
		D	678					
		E & COM	709					
		F	742					
		G	766					
		H	790					
		I	827					
		J	915					
		JS	1174					
		K	1460					
								
						*For COM vinyl add .25 yard		

Model	Description	Fabric Grade	List Price	Yardage	Blanket Cube	Carton Cube	Blanket Weight	Carton Weight
409XT	High Back Executive Task Chair With Height Adjustable Arms	C	720	1.75*	15	10	45	61
		D	752					
		E & COM	788					
		F	826					
		G	853					
		H	880					
		I	922					
		J	1023					
		JS	1263					
		K	1502					
								
						*For COM vinyl add .25 yard		



500 Series



500 Series Specifications



Standard Features:

- Full function heavy-duty executive tilt control
- Dual adjustable armrest (vertical & horizontal)
- Heavy-duty inner-structure
- Pneumatic seat height adjustment
- Fully upholstered backrest with inner-edge upholstery protection
- Large 26" five-leg reinforced metal base with high impact casters
- Contoured reinforced inner-structure with waterfall seat front
- Ratchet execution backrest height adjustment mechanism
- Independent seat and back and rocking mode
- Adjustable seat depth (seat slider)
- Silhouette armpads

Optional Features:

- Adjustable lumbar support \$105
- Upholstered armrest \$ 86
- Cal TB133 \$ 80
- Braking hard floor casters \$ 60
- Glides \$ 25
- Mid-range cylinder \$ 48
- High Range Cylinder \$ 67
- Euro pivot arms w/silhouette armpads \$ 75
- Gel armpads \$ 80
- Adjustable headrest (high back only) \$401
- Seat or back modifications (each cut) \$115
- Memory Foam \$126
- Memory Foam (Large Scale) \$143

Dimension Specifications:

Seat Dimensions

Model	Depth	Width	Standard Cylinder		Low Range	
			Seat Height		Seat Height	
			Low	High	Low	High
501JSXT20	19	20	16	20.5	15	19
502JSXT20	19	20	16	20.5	15	19
506JSXT20	19	20	16	20.5	15	19
501JSXTLS	20	22	17	21.5	16	20
502JSXTLS	20	22	17	21.5	16	20
504JSXTLS	19	20	20	28	15	19
505JSXTLS	19	20	20	28	15	19
506JSXTLS	20	22	17	21.5	16	20
509JSXTXLS	21	24	18	22.5	17	21

Back Dimensions

Model	Height	Width	Between Arms		Arms
			Closed	Open	High Range
501JSXT20	18	20	N/A	N/A	N/A
502JSXT20	18	20	18	21	7—10
506JSXT20	22	20	18	21	7—10
501JSXTLS	20	21	N/A	N/A	N/A
502JSXTLS	20	21	22	25	7—10
504JSXTLS	18	20	N/A	N/A	N/A
505JSXTLS	18	20	18	21	7—10
506JSXTLS	23	21	22	25	7—10
509JSXTXLS	23	21	24	27	7—10




500 Series - Task Seating for Intensified Use


The 500 Series Ergonomic Intensified Use Chairs (standard size) have the following standard features:

- Fully upholstered back with inner-edge upholstery protection
- Ratchet execution backrest height adjustment mechanism
- Compounded curves inner-structure with natural lumbar support
- Silhouette arm pads
- Dual adjustable armrest vertical & horizontal
- 26" five-leg reinforced metal base
- Pneumatic height adjustment
- Full function heavy duty executive tilt control
- Seat depth adjustable (Seat slider)


Model	Description	Fabric Grade	List Price	Yardage	Blanket Cube	Carton Cube	Blanket Weight	Carton Weight
501JSXT20	Task Chair Standard Size Without Arms	C	809	2*	10	10	40	50
		D	841					
		E & COM	878					
		F	915					
		G	941					
		H	969					
		I	1011					
		J	1112					
		JS	1344					
		K	1574					
	Full Grain Aniline Dyed Leather							


*For COM vinyl add .25 yard

Model	Description	Fabric Grade	List Price	Yardage	Blanket Cube	Carton Cube	Blanket Weight	Carton Weight
502JSXT20	Task Chair Standard Size With Adjustable Arms	C	943	2*	12	10	46	56
		D	976					
		E & COM	1012					
		F	1049					
		G	1076					
		H	1104					
		I	1146					
		J	1247					
		JS	1452					
		K	1656					
	Full Grain Aniline Dyed Leather							


*For COM vinyl add .25 yard

Model	Description	Fabric Grade	List Price	Yardage	Blanket Cube	Carton Cube	Blanket Weight	Carton Weight
504JSXT20	Stool Standard Size Without Arms	C	902	2*	11	10	45	55
		D	934					
		E & COM	970					
		F	1008					
		G	1035					
		H	1063					
		I	1104					
		J	1205					
		JS	1457					
		K	1708					
	Full Grain Aniline Dyed Leather							


*For COM vinyl add .25 yard

NOTE:
Mid-range: 20"-28", High-range: 23"-33"
Stool standard with mid-range cylinder,
for high range cylinder, add \$67.00 list
and specify.

500 Series - Task Seating for Intensified Use



The 500 Series Ergonomic Intensified Use Chairs (standard size) have the following standard features:

- Fully upholstered back with inner-edge upholstery protection
- Ratchet execution backrest height adjustment mechanism
- Compounded curves inner-structure with natural lumbar support
- Dual adjustable armrest vertical & horizontal
- 26" five-leg reinforced metal base
- Pneumatic height adjustment
- Full function heavy duty executive tilt control
- Seat depth adjustable (Seat slider)

Model	Description	Fabric Grade	List Price	Yardage	Blanket Cube	Carton Cube	Blanket Weight	Carton Weight
505JSXT20	Stool Standard Size With Adjustable Arms	C	966	2*	11	10	50	60
		D	998					
		E & COM	1035					
		F	1072					
		G	1099					
		H	1127					
		I	1169					
		J	1270					
		JS	1522					
		K	1772					
		NOTE: Mid-range: 20"-28", High-range: 23"-33" Stool standard with mid-range cylinder, for high range cylinder, add \$67.00 list and specify.						
Full Grain Aniline Dyed Leather								



*For COM vinyl add .25 yard

Model	Description	Fabric Grade	List Price	Yardage	Blanket Cube	Carton Cube	Blanket Weight	Carton Weight
506JSXT20	Management High-Back Chair Standard Size With Adjustable Arms	C	986	2*	14	10	52	62
		D	1018					
		E & COM	1055					
		F	1092					
		G	1118					
		H	1146					
		I	1188					
		J	1289					
		JS	1500					
		K	1711					
		Full Grain Aniline Dyed Leather						



*For COM vinyl add .25 yard




500 Series - Task Seating for Intensified Use


The 500 Series Ergonomic Intensified Use Chairs (large scaled) have the following standard features:

- Fully upholstered back with inner-edge upholstery protection
- Pneumatic height adjustment
- Compounded curves inner-structure with natural lumbar support
- Seat depth adjustable (Seat slider)
- Dual adjustable armrest vertical & horizontal
- 26" five-leg reinforced metal base
- Full function heavy duty executive tilt control
- Ratchet execution backrest height adjustment mechanism


Model	Description	Fabric Grade	List Price	Yardage	Blanket Cube	Carton Cube	Blanket Weight	Carton Weight
501JSXTLS	Task Chair Large Scaled Without Arms	C	880	2*	13	10	45	54
		D	912					
		E & COM	948					
		F	986					
		G	1012					
		H	1040					
		I	1082					
		J	1182					
		JS	1396					
		K (Leather)	1608					

 *For COM vinyl add .25 yard


Model	Description	Fabric Grade	List Price	Yardage	Blanket Cube	Carton Cube	Blanket Weight	Carton Weight
502JSXTLS	Task Chair Large Scaled With Adjustable Arms	C	1040	2*	13	10	51	60
		D	1072					
		E & COM	1109					
		F	1146					
		G	1173					
		H	1201					
		I	1243					
		J	1344					
		JS	1516					
		K (Leather)	1690					

 *For COM vinyl add .25 yard

Model	Description	Fabric Grade	List Price	Yardage	Blanket Cube	Carton Cube	Blanket Weight	Carton Weight
506JSXTLS	Task Chair Large Scaled High-Back With Adjustable Arms	C	1057	2.5*	14	10	54	63
		D	1097					
		E & COM	1142					
		F	1188					
		G	1222					
		H	1257					
		I	1309					
		J	1435					
		JS	1588					
		K (Leather)	1741					

 *For COM vinyl add .25 yard

Model	Description	Fabric Grade	List Price	Yardage	Blanket Cube	Carton Cube	Blanket Weight	Carton Weight
509JSXTXLS	Extra Large Scaled Chair High Back With Adjustable Arms	C	1798	2.5*	15	11	75	84
		D	1860					
		E & COM	1904					
		F	1949					
		G	1982					
		H	2016					
		I	2065					
		J	2188					

 For shipping costs contact factory
*For COM vinyl add .25 yard

600 Series





600 Series - Conference Seating; Conference Chair

Standard Features:

- Swivel tilt lock mechanism with adjustable tension
- Hooded dual wheel casters
- 26" five-leg reinforced plastic base
- Protective welt
- Pneumatic height adjustment/ratchet action
- Fully upholstered back
- Compounded curves inner-structure with natural lumbar support

Optional Features:

- CALTB133 \$80

Dimension Specifications:

Seat Dimensions

Model	Depth	Width	Standard Cylinder Seat Height		Low Range Seat Height	
			Low	High	Low	High
602RC	18.5	20.5	17	21.5	15.5	19.5

Back Dimensions

Model	Height	Width	Between Arms		Arms High Range
			Closed	Open	
602RC	22	20.5	21	N/A	N/A

Model	Description	Fabric Grade	List Price	Yardage	Blanket Cube	Carton Cube	Blanket Weight	Carton Weight
602RC	Conference Chair With Loop Arms	C	617	2.0*	14	10	39	49
		D	633					
		E & COM	667					
		F	699					
		G	723					
		H	746					
		I	781					
		J	867					
		JS	1159					
		K	1449					
		Full-grain aniline dyed leather						



*For COM vinyl add .25 yard

700 Series





700 Executive Series Specifications

Standard Features:

- Heavy Duty full function mechanism with executive tilt multi-task
- Multi-dense formed high resilient foam seat and back
- Seven layers of plywood inner-structure for seat and back
- Adjustable semi-loop arms vertical and horizontal
- Hooded dual wheel casters
- 26" five-leg reinforced plastic base
- Steel base on 703JSLXT, 707JSLXT, 707JSLXT HR & 711JSLXT only
- Pneumatic height adjustment
- Fully upholstered back
- Compounded curves inner-structure with natural lumbar support
- Ratchet execution backrest Height Adjustment Mechanism
- Adjustable lumbar support
- Seat slider
- Adjustable headrest (709JSLXT & 711JSLXT, 707JSLXTHR)

Optional Features:

- Cal TB133 \$ 80
- Hard floor braking casters \$ 60
- Glides \$ 25
- Mid-range cylinder \$ 48
- Upholstered arms \$ 86
- Euro-Pivoting Arms w/silhouette armpads \$ 75
- Gel armpads \$ 80

Dimension Specifications:

Seat Dimensions

Model	Depth	Width	Standard Cylinder		Low Range	
			Seat Height		Seat Height	
			Low	High	Low	High
701JSLXT	19	20	18	22.5	16.5	19.5
702JSLXT	19	20	18	22.5	16.5	19.5
703JSLXT	19	21.5	18	22.5	16.5	19.5
706JSLXT	19	20	18	22.5	16.5	19.5
707JSLXT	19	21.5	18	22.5	16.5	19.5
707JSLXTHR	19	21.5	18	22.5	16.5	19.5
709JSLXT	19	20	18	22.5	16.5	19.5
711JSLXT	19	21.5	18	22.5	16.5	19.5

Back Dimensions

Model	Height	Width	Between Arms		Arms High Range
			Closed	Open	
701JSLXT	21.5	20	N/A	N/A	N/A
702JSLXT	21.5	20	17.5	21	N/A
703JSLXT	21.5	20	19	23	7—9
706JSLXT	25	20	17.5	21	7—9
707JSLXT	25	20	19	23	7—9
707JSLXTHR	25	20	19	23	7—9
709JSLXT	30	21	17.5	21	7—9
711JSLXT	30	21	19	23	7—9

700 Series - Executive Low Back



The 700 Series Executive Ergonomic Chairs have the following standard features:

- Full function executive mechanism
- Multi-Dense formed high resilient^o foam seat and back
- Seven layers of plywood inner-structure for seat and back
- Adjustable semi-loop arms vertical and horizontal
- Ratchet execution backrest Height Adjustment Mechanism
- Adjustable lumbar support
- Hooded dual wheel casters
- 26" five-leg reinforced plastic base
- Pneumatic height adjustment
- Fully upholstered back
- Compounded curves inner-structure with natural lumbar support
- Seat slider

Model	Description	Fabric Grade	List Price	Yardage	Blanket Cube	Carton Cube	Blanket Weight	Carton Weight
701JSLXT	Executive Ergonomic Chair Low Back Without Arms	C	998	2*	11	10	43	53
		D	1021					
		E & COM	1057					
		F	1092					
		G	1118					
		H	1144					
		I	1184					
Full-grain aniline dyed leather		J	1281					
		JS	1654					
		K	2026					



*For COM vinyl add .25 yard

Model	Description	Fabric Grade	List Price	Yardage	Blanket Cube	Carton Cube	Blanket Weight	Carton Weight
702JSLXT	Executive Ergonomic Chair Low Back With Adjustable Arms	C	1101	2*	11	10	48	58
		D	1121					
		E & COM	1160					
		F	1196					
		G	1223					
		H	1248					
		I	1288					
Full-grain aniline dyed leather		J	1385					
		JS	1743					
		K	2101					




*For COM vinyl add .25 yard





700 Series - Executive Medium & High Back

The 700 Series Executive Ergonomic Chairs have the following standard features:

- Heavy duty full function mechanism with executive tilt multi-task
- Multi-Dense formed high resilient foam seat and back
- Seven layers of plywood inner-structure for seat and back
- Adjustable semi-loop arms vertical and horizontal
- Ratchet execution backrest Height Adjustment Mechanism
- Hooded dual wheel casters
- 26" five-leg reinforced plastic base
- Pneumatic height adjustment
- Fully upholstered back
- Compounded curves inner-structure with natural lumbar support
- Adjustable lumbar support
- Seat slider

Model	Description	Fabric Grade	List Price	Yardage	Blanket Cube	Carton Cube	Blanket Weight	Carton Weight
706JSLXT	Executive Ergonomic Chair Medium Back With Adjustable Arms	C	1262	2*	15	15	48	58
		D	1279					
		E & COM	1335					
		F	1375					
		G	1406					
		H	1437					
		I	1483					
		J	1593					
		JS	1906					
		K	2218					
Full-grain aniline dyed leather							*For COM vinyl add .25 yard	

Model	Description	Fabric Grade	List Price	Yardage	Blanket Cube	Carton Cube	Blanket Weight	Carton Weight
709JSLXT	Executive Ergonomic Chair High Back With Adjustable Headrest (Velcro) Adjustable Arms	C	1524	2.7*	18	16	60	70
		D	1543					
		E & COM	1629					
		F	1680					
		G	1716					
		H	1756					
		I	1813					
		J	1951					
		JS	2217					
		K	2484					
Full-grain aniline dyed leather							*For COM vinyl add .25 yard	

Model	Description	Fabric Grade	List Price	Yardage	Blanket Cube	Carton Cube	Blanket Weight	Carton Weight
711JSLXT	Executive Ergonomic Chair Large Scaled High Back With Adjustable Headrest (Velcro) Adjustable Arms	C	1691	3.0*	18	16	67	77
		D	1747					
		E & COM	1797					
		F	1848					
		G	1887					
		H	1924					
		I	1981					
		J	2120					
		JS	2375					
		K	2631					
Full-grain aniline dyed leather							For shipping costs contact factory	
							*For COM vinyl add .25 yard	

700 Series - Executive Large Scaled Medium and High Back



The 700 Series Executive Ergonomic Chairs have the following standard features:

- Heavy duty full function mechanism with executive tilt multi-task
- Multi-Dense formed high resilient foam seat and back
- Adjustable headrest (711JSLXT Chair only)
- Ratchet execution backrest Height Adjustment Mechanism
- Adjustable seat depth (seat slider)
- 26" steel base
- Fully upholstered back
- Compounded curves inner-structure with natural lumbar support
- Seven layers of plywood inner-structure for seat and back
- Adjustable lumbar support

Model	Description	Fabric Grade	List Price	Yardage	Blanket Cube	Carton Cube	Blanket Weight	Carton Weight
703JSLXT	Executive Ergonomic Chair Large Scaled Low Back With Adjustable Arms	C	1292	2.0*	15	10	56	66
		D	1312					
		E & COM	1350					
		F	1383					
		G	1412					
		H	1437					
		I	1477					
		J	1575					
Full-grain aniline dyed leather		JS	1903					
		K	2231					



*For COM vinyl add .25 yard

Model	Description	Fabric Grade	List Price	Yardage	Blanket Cube	Carton Cube	Blanket Weight	Carton Weight
707JSLXT	Executive Ergonomic Chair Large Scaled Medium Back With Adjustable Arms	C	1381	2.0*	18	14	59	69
		D	1414					
		E & COM	1454					
		F	1496					
		G	1526					
		H	1557					
		I	1604					
		J	1714					
Full-grain aniline dyed leather		JS	2018					
		K	2319					



*For COM vinyl add .25 yard

Model	Description	Fabric Grade	List Price	Yardage	Blanket Cube	Carton Cube	Blanket Weight	Carton Weight
707JSLXTHR	Executive Large-Scaled With Adjustable Ratchet Headrest With Adjustable Arms	C	1824	3.0*	18	15	64	74
		D	1866					
		E & COM	1912					
		F	1959					
		G	1995					
		H	2070					
		I	2083					
		J	2213					
Full-grain aniline dyed leather		JS	2355					
		K	2610					



*For COM vinyl add .25 yard



800 Series



800 Series - Task Seating



The 800 Series Ergonomic Task Chairs have the following standard features:

- Independent back angle mechanism
- Urethane high resistance seat and back
- Adjustable back, height and angle
- 26" Five legged reinforced nylon base
- Pneumatic height adjustment

Optional Features:

- Hard floor braking caster \$ 60
- Glides \$ 25
- Chrome Base \$125
- Mid-Range Cylinder \$ 48
- High-Range Cylinder \$ 67

Model	Description	Fabric Grade	List Price	Yardage	Blanket Cube	Carton Cube	Blanket Weight	Carton Weight
801	Industrial Chair Low Back without Arms Standard Height 16" - 21"		538	N/A	11	8	30	40



Model	Description	Fabric Grade	List Price	Yardage	Blanket Cube	Carton Cube	Blanket Weight	Carton Weight
804	Production Stool without Arms Standard Height, Mid-range Cylinder & 20" Footring		624	N/A	11	8	36	46



NOTE:
 Mid-range: 20"-28"
 High-range: 23"-33"
 Stool standard with mid-range cylinder,
 for high range cylinder, add \$67.00 list
 and specify.



900 Series



900 Series Specifications



Standard Features:

- Adjustable back height and back angle
- Compound curves inner-structure with natural lumbar support
- Pneumatic seat height adjustment
- Fully upholstered backrest with inner-edge upholstery protector
- Large 26" reinforced base with five prongs and high impact casters
- Contoured reinforced inner structure with waterfall seat front
- Standard Pacific arm pads
- Height Adjustable Arms

Optional Features:

- Adjustable lumbar support \$105
- Hard floor breaking casters \$ 60
- Upholstered armrest \$ 86
- Cal TB133 \$ 80
- Glides \$ 25
- Mid-range cylinder \$ 48
- High range cylinder \$ 67
- Seat slider \$ 73
- Euro-pivot arms w/silhouette arm pads \$ 75
- Seat or back modifications (each cut) \$115
- Width adjustable arm brackets \$ 40
- Memory Foam \$126

Dimension Specifications:

Seat Dimensions

Model	Depth	Width	Standard Cylinder		Low Range	
			Seat Height		Seat Height	
			Low	High	Low	High
901	19	20	16	20.5	15	19
902	19	20	16	20.5	15	19
904	19	20	20	28	N/A	N/A
905	19	20	20	28	N/A	N/A
906	19	20	16	20.5	15	19

Mid-range cylinder available on request

Back Dimensions

Model	Height	Width	Between Arms		Arms High Range
			Closed	Open	
901	18	20	N/A	N/A	N/A
902	18	20	18	21	7 - 10
904	18	20	N/A	N/A	N/A
905	18	20	18	21	7 - 10
906	21	20	18	21	7 - 10




900 Series - Task Seating


The 900 Series Ergonomic Task Chairs have the following standard features:

- Adjustable back height and back angle
- Compound curves inner-structure with natural lumbar support
- Hooded dual wheel casters
- 26" five-leg reinforced plastic base
- Pneumatic height adjustment
- Fully upholstered back with edge protection
- Height adjustable arms

Model	Description	Fabric Grade	List Price	Yardage	Blanket Cube	Carton Cube	Blanket Weight	Carton Weight
901	Task Chair Without Arms Low Back	C	478	1.5*	11	10	36	46
		D	503					
		E & COM	529					
		F	557					
		G	578					
		H	599					
		I	629					
		J	705					
		JS	983					
		K	1260					



*For COM vinyl add .25 yard

Model	Description	Fabric Grade	List Price	Yardage	Blanket Cube	Carton Cube	Blanket Weight	Carton Weight
902	Task Chair With Adjustable Arms Low Back	C	518	1.5*	11	10	41	51
		D	543					
		E & COM	569					
		F	597					
		G	618					
		H	639					
		I	669					
		J	745					
		JS	1022					
		K	1300					


*For COM vinyl add .25 yard


Model	Description	Fabric Grade	List Price	Yardage	Blanket Cube	Carton Cube	Blanket Weight	Carton Weight
904	Drafting Stool Without Arms Low Back	C	567	1.5*	15	10	41	51
		D	592					
		E & COM	619					
		F	647					
		G	667					
		H	688					
		I	719					
		J	795					
		JS	1078					
		K	1349					

NOTE:
Mid-range: 20"-28", High-range: 23"-33"
Stool standard with mid-range cylinder, for high range cylinder, add \$67.00 list and specify.



*For COM vinyl add .25 yard

Model	Description	Fabric Grade	List Price	Yardage	Blanket Cube	Carton Cube	Blanket Weight	Carton Weight
905	Drafting Stool With Adjustable Arm Low Back	C	650	1.5*	15	10	47	57
		D	674					
		E & COM	701					
		F	730					
		G	750					
		H	771					
		I	801					
		J	877					
		JS	1154					
		K	1432					

NOTE:
Mid-range: 20"-28", High-range: 23"-33"
Stool standard with mid-range cylinder, for high range cylinder, add \$67.00 list and specify.


*For COM vinyl add .25 yard

Model	Description	Fabric Grade	List Price	Yardage	Blanket Cube	Carton Cube	Blanket Weight	Carton Weight
906	Mid Back Task With Adjustable Arms	C	567	1.5*	13	10	42	52
		D	592					
		E & COM	619					
		F	647					
		G	667					
		H	688					
		I	719					
		J	795					
		JS	1072					
		K	1349					


*For COM vinyl add .25 yard

1400 Series





1400 Series Specifications

Standard Features:

- Full function executive tilt mechanism
- Dual adjustable spring-loaded arm rest (vertical and horizontal)
- Silhouette arm pads
- Ratchet execution backrest height adjustment mechanism
- Pneumatic seat height adjustment
- Fully upholstered back rest with inner edge upholstery protector
- Pneumatic seat height adjustment
- Large 26" reinforced base with five prongs and high impact casters
- Contoured re-inforced inner-structure with waterfall seat front
- Memory foam for extra comfort
- Thoracic back foam
- Seat Slider

Optional Features:

- Adjustable lumbar support \$105
- Hard floor braking casters \$ 60
- Upholstered armrest \$ 86
- Euro-pivoting arms w/silhouette armpads \$ 75
- Metal base \$125
- Cal TB133 \$ 80
- Gel armpads \$ 80
- Glides \$ 25
- Mid-range cylinder \$ 48
- High-range cylinder \$ 67
- Adjustable headrest (high back only) \$401
- Seat or back modifications (each cut) \$115

Dimension Specifications:

Seat Dimensions

Model	Depth	Width	Standard Cylinder		Low Range	
			Seat Height		Seat Height	
			Low	High	Low	High
1406JSL18	17	18	17.5	22.5	16	19
1406JS	19	20	17.5	22.5	16	19
1407JS18	17	18	17.5	22.5	16	19
1407JS	19	20	17.5	22.5	16	19
1409JS	19	20	17.5	22.5	16	19
1409JSLS	20	22	17.5	22.5	16.5	19.5
1412G	19	20	18	18	N/A	N/A
1416C	19	20	16	20.5	15	19
1419C	19	20	16	20.5	15	19

Back Dimensions

Model	Height	Width	Between Arms		Arms
			Closed	Open	High Range
1406JSL18	22	20	16	19	7—9
1406JS	22	20	18	21	7—9
1407JS18	22	20	N/A	N/A	N/A
1407JS	22	20	N/A	N/A	N/A
1409JS	24	20	18	21	7—9
1409JSLS	24	22	22	25	7—9
1412G	20	20	19	19	8
1416G	20	20	18	18	8
1419C	24	20	18	18	8



1400JS Series - Task Seating

The 1400JS Series Ergonomic Task Chairs have the following standard features:

- Full function executive tilt mechanism
- Memory foam seat for extra comfort
- Sliding seat depth adjustable
- Compounded curves reinforced inner-structure with natural lumbar support
- 26" five legged reinforced nylon base, except for 1409JSLS standard with metal base
- Ratchet execution back upright height adjustment mechanism
- Fully upholstered back with back inner-edge protector
- Spring loaded adjustable arms, width and height
- Silhouette armpads

Model	Description	Fabric Grade	List Price	Yardage	Blanket Cube	Carton Cube	Blanket Weight	Carton Weight
1406JS18	Task Chair With Adjustable Arms (Petite Seat)	C	877	1.5*	14	10	50	60
		D	901					
		E & COM	927					
		F	954					
		G	973					
		H	994					
		I	1023					
		J	1097					
		JS	1378					
		K	1659					
Full-grain aniline dyed leather							*For COM vinyl add .25 yard	



Model	Description	Fabric Grade	List Price	Yardage	Blanket Cube	Carton Cube	Blanket Weight	Carton Weight
1406JS	Task Chair With Adjustable Arms (Mid Back)	C	877	1.5*	14	10	53	63
		D	901					
		E & COM	927					
		F	954					
		G	973					
		H	994					
		I	1023					
		J	1097					
		JS	1378					
		K	1659					
Full-grain aniline dyed leather							*For COM vinyl add .25 yard	



Model	Description	Fabric Grade	List Price	Yardage	Blanket Cube	Carton Cube	Blanket Weight	Carton Weight
1407JS18	Task Chair Without Adjustable Arms (Petite Seat)	C	773	1.5*	14	10	44	54
		D	797					
		E & COM	823					
		F	850					
		G	869					
		H	890					
		I	919					
		J	993					
		JS	1274					
		K	1555					
Full-grain aniline dyed leather							*For COM vinyl add .25 yard	



Model	Description	Fabric Grade	List Price	Yardage	Blanket Cube	Carton Cube	Blanket Weight	Carton Weight
1407JS	Task Chair Without Arms (Mid Back)	C	773	1.5*	14	10	44	54
		D	797					
		E & COM	823					
		F	850					
		G	869					
		H	890					
		I	919					
		J	993					
		JS	1274					
		K	1555					
Full-grain aniline dyed leather							*For COM vinyl add .25 yard	





1400 Series - Conference Seating - Guest Chair

The 1400 Series Ergonomic Chairs have the following standard features:

- Fully upholstered back with inner-edge backrest protector
- Mid-soft foam
- 26" five star reinforced nylon base
- Pneumatic seat height adjustment
- Compounded curve inner-structure

Model	Description	Fabric Grade	List Price	Yardage	Blanket Cube	Carton Cube	Blanket Weight	Carton Weight
1416C	Conference Chair With Fixed Arms (Mid-Back)	C	523	1.5*	10	9	32	42
		D	547					
		E & COM	573					
		F	600					
		G	620					
		H	641					
		I	670					
		J	744					
Full-grain aniline dyed leather		JS	1024					
		K	1305					



*For COM vinyl add .25 yard

Model	Description	Fabric Grade	List Price	Yardage	Blanket Cube	Carton Cube	Blanket Weight	Carton Weight
1419C	Conference Chair With Fixed Arms (High Back)	C	586	1.75*	10	9	36	46
		D	624					
		E & COM	660					
		F	697					
		G	724					
		H	751					
		I	792					
		J	892					
Full-grain aniline dyed leather		JS	1111					
		K	1368					



*For COM vinyl add .25 yard

Model	Description	Fabric Grade	List Price	Yardage	Blanket Cube	Carton Cube	Blanket Weight	Carton Weight
1412G	Guest Chair With Fixed Arms (Mid Back)	C	496	1.5*	10	9	30	40
		D	520					
		E & COM	546					
		F	573					
		G	593					
		H	614					
		I	643					
		J	717					
Full-grain aniline dyed leather		JS	978					
		K	1239					



*For COM vinyl add .25 yard



1400JS Series - Large Scale and Executive

The 1400 Series Ergonomic Chairs have the following standard features:

- Full function executive tilt mechanism
- Memory foam seat for extra comfort
- Sliding seat depth adjustable
- Compounded curves reinforced inner-structure with natural lumbar support
- 26" five-leg reinforced nylon base, except for 1409JSLS Standard with Metal Base
- Ratchet execution back upright height adjustment mechanism
- Fully upholstered back with inner-edge protector
- Spring loaded adjustable arms, width and height

Model	Description	Fabric Grade	List Price	Yardage	Blanket Cube	Carton Cube	Blanket Weight	Carton Weight
1409JS	Task Chair With Adjustable Arms (High Back Executive)	C	945	1.75*	14	10	50	60
		D	979					
		E & COM	1010					
		F	1041					
		G	1064					
		H	1088					
		I	1122					
		J	1208					
		JS	1468					
		K	1727					
Full-grain aniline dyed leather								



*For COM vinyl add .25 yard

Model	Description	Fabric Grade	List Price	Yardage	Blanket Cube	Carton Cube	Blanket Weight	Carton Weight
1409JSLS	Task Chair With Adjustable Arms (High Back Large Scaled)	C	1153	2.5*	14	10	53	63
		D	1215					
		E & COM	1259					
		F	1304					
		G	1337					
		H	1371					
		I	1421					
		J	1543					
		JS	1740					
		K	1935					
*350 Lb. Limit Full-grain aniline dyed leather								



*For COM vinyl add .25 yard



1400JS Series - Stools

The 1400JS Series Ergonomic Chairs have the following standard features:

- Full function executive tilt mechanism
- Memory foam seat for extra comfort
- Sliding seat depth adjustable
- Compounded curves reinforced inner-structure with natural lumbar support
- 26" five-leg reinforced nylon base, except for 1409JSLS Standard with Metal Base
- Ratchet execution back upright height adjustment mechanism
- Fully upholstered back with inner-edge protector
- Spring loaded adjustable arms, width and height

Model	Description	Fabric Grade	List Price	Yardage	Blanket Cube	Carton Cube	Blanket Weight	Carton Weight
1404JS	Stool Without Arms	C	954	1.5*	14	10	58	68
		D	978					
		E & COM	1004					
		F	1031					
		G	1050					
		H	1071					
		I	1100					
		J	1174					
		JS	1455					
		K	1736					
		NOTE: Mid-range: 20"-28", High-range: 23"-33" Stool standard with mid-range cylinder, for high range cylinder, add \$67.00 list and specify.						
Full-grain aniline dyed leather								



*For COM vinyl add .25 yard

Model	Description	Fabric Grade	List Price	Yardage	Blanket Cube	Carton Cube	Blanket Weight	Carton Weight
1405JS	Stool With Adjustable Arms	C	997	1.5*	14	10	58	68
		D	1022					
		E & COM	1045					
		F	1070					
		G	1095					
		H	1120					
		I	1211					
		J	1284					
		JS	1532					
		K	1779					
		NOTE: Mid-range: 20"-28", High-range: 23"-33" Stool standard with mid-range cylinder, for high range cylinder, add \$67.00 list and specify.						
Full-grain aniline dyed leather								



*For COM vinyl add .25 yard

1500 Series





1500JS Series Specifications

Standard Features:

- Full function executive tilt mechanism
- Dual adjustable armrest (Vertical and Horizontal) spring-loaded
- Ratchet execution backrest height adjustment mechanism
- Seat depth adjusting mechanism
- Pneumatic seat height adjustment
- Fully upholstered backrest with inner-edge upholstery protector
- Large 26" reinforced base with five prongs and high impact casters
- Contoured reinforced inner-structure with waterfall seat front
- Memory foam for extra comfort
- Gel armpads
- Thoracic back foam

Optional Features:

- Adjustable lumbar support \$ 105
- Hard floor braking casters \$ 60
- Upholstered armrest \$ 86
- Euro-pivoting arms w/silhouette armpads \$ 75
- Metal base \$125
- Cal TB133 \$ 80
- Glides \$ 25
- Mid-range cylinder \$ 48
- High-range cylinder \$ 67
- Adjustable headrest (high back only) \$401
- Seat or back modifications (each cut) \$115

Dimension Specifications:

Seat Dimensions

Model	Depth	Width	Standard Cylinder		Low Range	
			Seat Height		Seat Height	
			Low	High	Low	High
1506JS18	17	18	17.5	22.5	16	19
1506JS	19	20	17.5	22.5	16	19
1506JSLS	20	22	17.5	22.5	16	19
1507JS18	17	18	17.5	22.5	16	19
1507JS	19	20	17.5	22.5	16	19
1509JS	19	20	17.5	22.5	16	19
1509JSHR	19	20	17.5	22.5	16	19

Back Dimensions

Model	Height	Width	Between Arms		Arms
			Closed	Open	High Range
1506JS18	22	20	16	19	7 - 9
1506JS	22	20	18	21	7 - 9
1506JSLS	23	21	22	25	7 - 9
1507JS18	22	20	N/A	N/A	N/A
1507JS	22	20	N/A	N/A	N/A
1509JS	24	20	18	18	7 - 9
1509JSHR	24	20	18	18	7 - 9



1500JS Series - Task Seating

Standard Features:

- Full function executive tilt mechanism
- Memory foam seat for extra comfort
- Sliding seat depth adjustable
- Hooded dual wheel casters
- 26" five-leg reinforced nylon base, except for 1506 JSLS standard with metal base
- Ratchet execution back upright height adjustment mechanism
- Fully upholstered back with inner-edge protector
- Spring loaded adjustable arms, width and height
- Gel arm pads
- Thoracic back foam
- Compound curves reinforced inner-structure with natural lumbar support

Optional Features:

- Euro-pivot arms w/silhouette Arm pads \$ 75
- Adjustable lumbar support \$105
- Upholstered armrest \$ 86
- Cal TB133 \$ 80
- Hard floor braking casters \$ 60
- Metal base \$125
- Mid-range cylinder \$ 48
- High-range cylinder \$ 67
- Seat or back modifications (each cut) \$115
- Adjustable headrest (high back only) \$401

Model	Description	Fabric Grade	List Price	Yardage	Blanket Cube	Carton Cube	Blanket Weight	Carton Weight
1506JS18	Task Chair Petite Seat With Adjustable Arms (Mid-Back)	C	877	1.5*	14	10	50	60
		D	901					
		E & COM	927					
		F	954					
		G	973					
		H	994					
		I	1023					
		J	1097					
		JS	1378					
		K	1659					
		Full-grain aniline dyed leather						



Model	Description	Fabric Grade	List Price	Yardage	Blanket Cube	Carton Cube	Blanket Weight	Carton Weight
1506JS	Task Chair With Adjustable Arms (Mid-Back)	C	877	1.5*	14	10	53	63
		D	901					
		E & COM	927					
		F	954					
		G	973					
		H	994					
		I	1023					
		J	1097					
		JS	1378					
		K	1659					
		Full-grain aniline dyed leather						



Model	Description	Fabric Grade	List Price	Yardage	Blanket Cube	Carton Cube	Blanket Weight	Carton Weight
1506JSLS	Task Chair With Adjustable Arms (Large Scale)	C	1064	2*	11	10	60	70
		D	1107					
		E & COM	1142					
		F	1177					
		G	1204					
		H	1231					
		I	1271					
		J	1370					
		JS	1608					
		K	1846					
		Full-grain aniline dyed leather						



Model	Description	Fabric Grade	List Price	Yardage	Blanket Cube	Carton Cube	Blanket Weight	Carton Weight
1507JS18	Task Chair Petite Seat Without Arms (Mid-Back)	C	773	1.5*	11	10	45	55
		D	797					
		E & COM	823					
		F	850					
		G	869					
		H	890					
		I	919					
		J	993					
		JS	1274					
		K	1555					
		Full-grain aniline dyed leather						





1500JS Series - Task Seating

Standard Features:

- Full function executive tilt mechanism
- Memory foam seat for extra comfort
- Sliding seat depth adjustable
- Hooded dual wheel casters
- 26" five-leg reinforced nylon base, except for 1506 JSLS standard with metal base
- Ratchet execution back upright height adjustment mechanism
- Fully upholstered back with inner-edge protector
- Spring loaded adjustable arms, width and height
- Gel armpads
- Thoracic back foam
- Compound curves reinforced inner-structure with natural lumbar support

Model	Description	Fabric Grade	List Price	Yardage	Blanket Cube	Carton Cube	Blanket Weight	Carton Weight
1507JS	Task Chair Without Arms	C	773	1.5*	14	10	47	57
		D	797					
		E & COM	823					
		F	850					
		G	869					
		H	890					
		I	919					
		J	993					
		JS	1274					
		K	1555					
		Full-grain aniline dyed leather						

*For COM vinyl add .25 yard

Model	Description	Fabric Grade	List Price	Yardage	Blanket Cube	Carton Cube	Blanket Weight	Carton Weight
1509JS	Executive Task Chair With Adjustable Arms (High Back)	C	945	1.75*	15	10	60	70
		D	979					
		E & COM	1010					
		F	1041					
		G	1064					
		H	1088					
		I	1122					
		J	1208					
		JS	1468					
		K	1727					
		Full-grain aniline dyed leather						

*For COM vinyl add .25 yard

Model	Description	Fabric Grade	List Price	Yardage	Blanket Cube	Carton Cube	Blanket Weight	Carton Weight
1504JS	Stool Without Arms	C	954	1.5*	14	10	58	68
		D	978					
		E & COM	1004					
		F	1031					
		G	1050					
		H	1071					
		I	1100					
		J	1174					
		JS	1455					
		K	1736					
		Full-grain aniline dyed leather						

NOTE:
Mid-range: 20"-28", High-range: 23"-33"
Stool standard with mid-range cylinder, for high range cylinder, add \$67.00 list and specify.

*For COM vinyl add .25 yard

Model	Description	Fabric Grade	List Price	Yardage	Blanket Cube	Carton Cube	Blanket Weight	Carton Weight
1505JS	Stool With Adjustable Arms	C	997	1.5*	14	10	58	68
		D	1022					
		E & COM	1045					
		F	1070					
		G	1095					
		H	1120					
		I	1211					
		J	1284					
		JS	1532					
		K	1779					
		Full-grain aniline dyed leather						

NOTE:
Mid-range: 20"-28", High-range: 23"-33"
Stool standard with mid-range cylinder, for high range cylinder, add \$67.00 list and specify.

*For COM vinyl add .25 yard

1600 Series





1600 Series Specifications

Standard Features:

- Easy adjustments synchronized mechanism, front pivot
- Memory foam seat for extra comfort
- Thoracic back foam
- Fully upholstered back rest with inner edge upholstery protector
- Large 26" reinforced nylon base with five prongs and high impact casters (except 1609JSLS standard w/ metal base)
- Compounded curves reinforced inner-structure with natural lumbar support
- Euro Pivot Arms w/ Silhouette Armpads
- Ratchet execution backrest Height Adjustment Mechanism
- Seat Slider

Optional Features:

- Adjustable lumbar support \$105
- Hard floor braking casters \$ 60
- Metal base \$125
- Cal TB133 \$ 80
- Mid-range cylinder \$ 48
- High-range cylinder \$ 67
- Gel Armpads \$ 80

Dimension Specifications:

Seat Dimensions

Model	Depth	Width	Standard Cylinder		Low Range	
			Seat Height		Seat Height	
			Low	High	Low	High
1606JSKT18	17	18	17	22	16	19
1606JSKT	19	20	17	22	16	19
1607JSKT18	17	18	17	22	15	19
1607JSKT	19	20	17	22	15	19
1609JSXTLS	20	22	17	22	15	19
1609JSKT	19	20	17	22	15	19
1609JSKTHR	19	20	17	22	15	19
1616RCJKT	19	20	17	22	15	19
1617RCJKT	19	20	17	22	15	19
1619RCJKT	19	20	17	22	15	19
1619RCJKTHR	19	20	17	22	15	19

Back Dimensions

Model	Height	Width	Between Arms		Arms	
			Closed	Open	High Range	
1616JSKT18	20	21	16	19	4 1/2	8
1616JSKT	20	21	17	20	4.5	8
1607JSKT18	20	21	N/A	N/A	N/A	N/A
1607JSKT	20	21	N/A	N/A	N/A	N/A
1609JSKTLS	24	21	19	22	4.5	8
1609JSKT	24	21	17	20	4.5	8
1609JSKTHR	27	21	17	20	4.5	8
1616RCJKT	20	21	20	20	8	8
1617RCJKT	20	21	N/A	N/A	N/A	N/A
1619RCJKT	24	21	20	20	8	8
1619RCJKTHR	27	21	20	20	8	8

1600 Series - Task, Executive & Conference Seating



The 1600 Series Ergonomic Chairs have the following standard features:

- Easy adjustments synchronized mechanism, front pivot
- Memory foam seat for extra comfort
- Thoracic back foam
- Fully upholstered back rest with inner edge upholstery protector
- Large 26" reinforced nylon base with five prongs and high impact casters (except 1609JSLS standard w/ metal base)
- Compounded curves reinforced inner-structure with natural lumbar support
- Euro Pivot Arms w/silhouette armpads
- Ratchet execution backrest Height Adjustment Mechanism
- Seat Slider

Model	Description	Fabric Grade	List Price	Yardage	Blanket Cube	Carton Cube	Blanket Weight	Carton Weight
1606JSKT18	Task Chair Petite Seat with Adjustable Arms (Mid-Back)	C	877	1.75*	14	10	48	58
		D	901					
		E & COM	927					
		F	954					
		G	973					
		H	994					
		I	1023					
		J	1097					
		JS	1378					
		K	1659					
Full-grain aniline dyed leather								*For COM vinyl add .25 yard

Model	Description	Fabric Grade	List Price	Yardage	Blanket Cube	Carton Cube	Blanket Weight	Carton Weight
1606JSKT	Task Chair With Adjustable Arms (Mid-Back)	C	877	1.75*	14	10	49	59
		D	901					
		E & COM	927					
		F	954					
		G	973					
		H	994					
		I	1023					
		J	1097					
		JS	1378					
		K	1659					
Full-grain aniline dyed leather								*For COM vinyl add .25 yard

Model	Description	Fabric Grade	List Price	Yardage	Blanket Cube	Carton Cube	Blanket Weight	Carton Weight
1607JSKT18	Task Chair Without Arms (Mid-Back) (Petite Seat)	C	773	1.75*	14	10	45	55
		D	797					
		E & COM	823					
		F	850					
		G	869					
		H	890					
		I	919					
		J	993					
		JS	1274					
		K	1555					
Full-grain aniline dyed leather								*For COM vinyl add .25 yard



1600 Series - Task, Executive & Conference Seating

The 1600 Series Ergonomic Chairs have the following standard features:

- Easy adjustments synchronized mechanism, front pivot
- Memory foam seat for extra comfort
- Thoracic back foam
- Fully upholstered back rest with inner edge upholstery protector
- Large 26" reinforced nylon base with five prongs and high impact casters (except 1609JLS standard w/ metal base)
- Compounded curves reinforced inner-structure with natural lumbar support

Model	Description	Fabric Grade	List Price	Yardage	Blanket Cube	Carton Cube	Blanket Weight	Carton Weight
1607JSKT	Task Chair Without Arms Mid-Back	C	773	1.75*	14	10	47	57
		D	797					
		E & COM	823					
		F	850					
		G	869					
		H	890					
		I	919					
		J	993					
		JS	1274					
		K	1555					
		Full-grain aniline dyed leather						

Model	Description	Fabric Grade	List Price	Yardage	Blanket Cube	Carton Cube	Blanket Weight	Carton Weight
1609JSKTLS	Task Chair With Adjustable Arms (High Back Large Scaled)	C	1153	2.75*	16	10	58	68
		D	1215					
		E & COM	1259					
		F	1304					
		G	1337					
		H	1371					
		I	1421					
		J	1543					
		JS	1740					
		K	1935					
		Full-grain aniline dyed leather						

Model	Description	Fabric Grade	List Price	Yardage	Blanket Cube	Carton Cube	Blanket Weight	Carton Weight
1609JSKT	High Back Executive Chair With Adjustable Arms	C	945	2.25*	16	10	54	64
		D	979					
		E & COM	1010					
		F	1041					
		G	1064					
		H	1088					
		I	1122					
		J	1208					
		JS	1468					
		K	1727					
		Full-grain aniline dyed leather						

Model	Description	Fabric Grade	List Price	Yardage	Blanket Cube	Carton Cube	Blanket Weight	Carton Weight
1609JSKTHR	High Back Executive Chair With Adjustable Arms With Ratchet Headrest	C	1322	3.25*	17	10	55	65
		D	1383					
		E & COM	1428					
		F	1473					
		G	1506					
		H	1539					
		I	1589					
		J	1712					
		JS	1908					
		K	2104					
		Full-grain aniline dyed leather						




1600JSKT Series - Conference Seating


Standard Features:


- Easy adjustments synchronized mechanism, front pivot
- Memory foam seat for extra comfort
- Thoracic back foam
- Fully upholstered back rest with inner-edge upholstery protector
- Large 26" reinforced nylon base with five prongs and high impact casters (except 1609JSLS standard w/ metal base)
- Compounded curves reinforced inner-structure with natural lumbar support
- "C" loop arms

Optional Features:

- Adjustable lumbar support \$105
- Hard floor braking casters \$ 60
- Metal base \$125
- Cal TB133 \$ 80

Model	Description	Fabric Grade	List Price	Yardage	Blanket Cube	Carton Cube	Blanket Weight	Carton Weight
1616RCJKT	Conference Chair With "C" Loop Arms (Mid-Back)	C	581	1.75*	14	9	50	60
		D	644					
		E & COM	690					
		F	736					
		G	770					
		H	805					
		I	856					
		J	982					
		JS	1183					
		K	1384					
Full-grain aniline dyed leather								
								*For COM vinyl add .25 yard

Model	Description	Fabric Grade	List Price	Yardage	Blanket Cube	Carton Cube	Blanket Weight	Carton Weight
1617RCJKT	Conference Chair Without Arms (Mid-Back)	C	556	1.75*	14	9	47	57
		D	591					
		E & COM	623					
		F	655					
		G	678					
		H	703					
		I	738					
		J	827					
		JS	1095					
		K	1361					
Full-grain aniline dyed leather								
								*For COM vinyl add .25 yard

Model	Description	Fabric Grade	List Price	Yardage	Blanket Cube	Carton Cube	Blanket Weight	Carton Weight
1619RCJKT	Conference Chair With "C" Loop Arms (High-Back)	C	782	2.25*	14	9	53	63
		D	816					
		E & COM	849					
		F	881					
		G	904					
		H	929					
		I	964					
		J	1053					
		JS	1320					
		K	1587					
Full-grain aniline dyed leather								
								*For COM vinyl add .25 yard



1600JSKT Series - Conference Seating

Standard Features:

- Easy adjustments synchronized mechanism, front pivot
- Memory foam seat for extra comfort
- Thoracic back foam
- Fully upholstered back rest with inner-edge upholstery protector
- Large 26" reinforced nylon base with five prongs and high impact casters (except 1609JSLS standard w/ metal base)
- Compounded curves reinforced inner-structure with natural lumbar support
- "C" loop arms

Model	Description	Fabric Grade	List Price	Yardage	Blanket Cube	Carton Cube	Blanket Weight	Carton Weight
1619RCJKTHR	Conference Chair With "C" Loop Arms (High-Back With Headrest)	C	1125	3.25*	16	9	55	65
		D	1188					
		E & COM	1234					
		F	1280					
		G	1314					
		H	1338					
		I	1400					
		J	1526					
		JS	1729					
		K	1929					
Full-grain aniline dyed leather								



*For COM vinyl add .25 yard

Model	Description	Fabric Grade	List Price	Yardage	Blanket Cube	Carton Cube	Blanket Weight	Carton Weight
1612G	Guest Chair (Mid-Back)	C	496	1.75*	14	9	50	60
		D	520					
		E & COM	546					
		F	573					
		G	593					
		H	614					
		I	643					
		J	717					
		JS	978					
		K	1239					
Full-grain aniline dyed leather								



*For COM vinyl add .25 yard

2400JS Series





2400JS Series

Standard Features:

- Memory foam seat for extra comfort
- Sliding seat depth adjustable
- Compounded curves reinforced inner-structure with natural lumbar support
- Thoracic back foam
- 26" five-leg reinforced nylon base
- Ratchet execution back upright height adjustment mechanism
- Fully upholstered back with inner-edge protector
- Fixed arms with up and down adjustments
- Silhouette Armpads

Optional Features:

- Euro-pivot arms w/silhouette Armpads \$ 75
- Lumbar support \$105
- Gel armpads \$ 80
- Upholstered armrest \$ 86
- Cal TB133 \$ 80
- Hard floor braking casters \$ 60
- Metal base \$125
- Mid-range cylinder \$ 48
- High-range cylinder \$ 67

2400 Series -Dimension Specifications:

Model	Depth	Width	Standard Cylinder Seat Height		Low Range Seat Height	
			Low	High	Low	High
2406JS18	17	18	16.5	21.5	15	18
2406JS	19	20	16.5	21.5	15	18
2407JS18	17	18	16.5	21.5	15	18
2407JS	19	20	16.5	21.5	15	18
2409JS	19	20	16.5	21.5	15	18
2409JSHR	19	20	16.5	21.5	15	18

Model	Depth	Width	Between Arms		Arms
			Closed	Open	High Range
2406JS18	22	20	16	19	7 - 10
2406JS	22	20	18	21	7 - 10
2407JS18	22	20	N/A	N/A	N/A
2407JS	22	20	N/A	N/A	N/A
2409JS	24	20	18	21	7 - 10
2409JSHR	28-31	20	18	21	7 - 10

Model	Description	Fabric Grade	List Price	Yardage	Blanket Cube	Carton Cube	Blanket Weight	Carton Weight
2406JS	Task Chair w/adjustable Arms (Mid-Back)	C	773	1.5*	14	10	53	63
		D	797					
		E & COM	823					
		F	850					
		G	869					
		H	890					
		I	919					
		J	993					
		JS	1273					
		K	1553					
		Full-grain aniline dyed leather						



Model	Description	Fabric Grade	List Price	Yardage	Blanket Cube	Carton Cube	Blanket Weight	Carton Weight
2409JS	Task Chair With Adjustable Arms (High-Back)	C	891	1.75*	15	10	60	70
		D	925					
		E & COM	956					
		F	987					
		G	1010					
		H	1034					
		I	1068					
		J	1154					
		JS	1414					
		K	1673					
		Full-grain aniline dyed leather						





2400JS Series

Standard Features:

- Memory foam seat for extra comfort
- Sliding seat depth adjustable
- Compounded curves reinforced inter-structure with natural lumbar support
- 26" five-leg reinforced nylon base
- Ratchet execution back upright height adjustment mechanism
- Fully upholstered back with inner-edge protector
- Fixed arms with up and down adjustments
- Silhouette Arm pads
- Adjustable lumbar support
- Thoracic back foam support

Optional Features:

- Gel arm pads \$ 80
- Upholstered armrest \$ 86
- Cal TB133 \$ 80
- Hard floor braking casters \$ 60
- Metal base \$125
- Glides \$ 25
- Mid-range cylinder \$ 48
- High-range cylinder \$ 67

Model	Description	Fabric Grade	List Price	Yardage	Blanket Cube	Carton Cube	Blanket Weight	Carton Weight
2409JSHR	Task Chair With Adjustable Arms (High-Back w/ Head Rest Adj.)	C	1268	1.75*	15	10	62	71
		D	1301					
		E & COM	1332					
		F	1363					
		G	1386					
		H	1410					
		I	1445					
		J	1531					
		JS	1791					
		K	2050					
Full-grain aniline dyed leather								*For COM vinyl add .25 yard

Model	Description	Fabric Grade	List Price	Yardage	Blanket Cube	Carton Cube	Blanket Weight	Carton Weight
2407JS18	Task Chair Without Arms (Mid Back) (Petite Seat)	C	624	1.5*	13	10	40	55
		D	659					
		E & COM	699					
		F	739					
		G	770					
		H	800					
		I	844					
		J	955					
		JS	1180					
		K	1406					
Full-grain aniline dyed leather								*For COM vinyl add .25 yard

Model	Description	Fabric Grade	List Price	Yardage	Blanket Cube	Carton Cube	Blanket Weight	Carton Weight
2407JS	Task Chair Without Arms (Mid-Back)	C	624	1.5*	13	10	43	57
		D	659					
		E & COM	699					
		F	739					
		G	770					
		H	800					
		I	844					
		J	955					
		JS	1180					
		K	1406					
Full-grain aniline dyed leather								*For COM vinyl add .25 yard



2500JSLP Series



2500JSLP Series



2500 Series -Dimension Specifications:

Model	Length	Width	Standard Cylinder Seat Height		Low Range Seat Height	
			Low	High	Low	High
2506JSLP18	17	18	16.5	18	15	18
2506JSLP	19	20	16.5	18	15	18
2407JSLP18	17	18	16.5	18	15	18
2407JSLP	19	20	16.5	18	15	18
2409JSLP	19	20	16.5	18	15	18

2500 Series -Back Dimensions Specifications:

Model	Depth	Width	Between Arms		Arms
			Closed	Open	High Range
2506JSLP18	22	20	16	19	7 - 10
2506JSLP	22	20	18	21	7 - 10
2407JSLP18	22	20	N/A	N/A	N/A
2407JSLP	22	20	N/A	N/A	N/A
2409JSLP	24	20	18	21	7 - 10



2500JSLP Series

Standard Features:

- Independent Seat and Back Adjustable Mechanism
- Memory foam seat for extra comfort
- Sliding seat depth adjustable
- Compounded curves reinforced inner-structure with natural lumbar support
- Thoracic back foam
- 26" five-leg reinforced nylon base
- Ratchet execution back upright height adjustment mechanism
- Euro Pivoting Arms w/Silhouette armpads
- Adjustable Lumbar Support
- Silhouette Armpads

Optional Features:

- Hard floor braking casters \$ 60
- Metal base \$125
- Glides \$ 25
- Mid-range cylinder \$ 48
- High-range cylinder \$ 67
- Seat or Back Modifications (each cut) \$115
- Cal TB133 \$ 80

Model	Description	Fabric Grade	List Price	Yardage	Blanket Cube	Carton Cube	Blanket Weight	Carton Weight
2506JSLP18	Task Chair w/adjustable Arms (Mid-Back Petite Seat)	C	877	1.5*	13	10	40	60
		D	901					
		E & COM	927					
		F	954					
		G	973					
		H	994					
		I	1023					
		J	1097					
		JS	1378					
		K	1659					
Full-grain aniline dyed leather							*For COM vinyl add .25 yard	



Model	Description	Fabric Grade	List Price	Yardage	Blanket Cube	Carton Cube	Blanket Weight	Carton Weight
2506JSLP	Task Chair With Adjustable Arms (High-Back)	C	877	1.5*	13	10	43	63
		D	901					
		E & COM	927					
		F	954					
		G	973					
		H	994					
		I	1023					
		J	1097					
		JS	1378					
		K	1659					
Full-grain aniline dyed leather							*For COM vinyl add .25 yard	



Model	Description	Fabric Grade	List Price	Yardage	Blanket Cube	Carton Cube	Blanket Weight	Carton Weight
2509JSLP	Task Chair With Adjustable Arms (High-Back w/ Head Rest Adj.)	C	945	1.5*	13	10	48	70
		D	979					
		E & COM	1010					
		F	1041					
		G	1064					
		H	1088					
		I	1122					
		J	1208					
		JS	1468					
		K	1727					
Full-grain aniline dyed leather							*For COM vinyl add .25 yard	



Model	Description	Fabric Grade	List Price	Yardage	Blanket Cube	Carton Cube	Blanket Weight	Carton Weight
2509JSLPXT	Task Chair With Adjustable Arms (High-Back)	C	1055	1.5*	14	10	44	70
		D	1088					
		E & COM	1119					
		F	1150					
		G	1173					
		H	1197					
		I	1231					
		J	1318					
		JS	1599					
		K	1837					
Full-grain aniline dyed leather							*For COM vinyl add .25 yard	
*Full Function Executive Tilt Mechanism								





2500JSLP Series

Standard Features:

- Independent Seat and Back Adjustable Mechanism
- Memory foam seat for extra comfort
- Sliding seat depth adjustable
- Compounded curves reinforced inner-structure with natural lumbar support
- Thoracic foam back support
- 26" five-leg reinforced nylon base
- Ratchet execution back upright height adjustment mechanism
- Euro Pivoting Arms w/Silhouette armpads
- Adjustable Lumbar Support
- Fully upholstered back with back inner edge protector

Optional Features:

- Gel armpads \$ 80
- Hard floor braking casters \$ 60
- Metal base \$125
- Glides \$ 25
- Mid-range cylinder \$ 48
- High-range cylinder \$ 67
- Cal TB133 \$ 80

Model	Description	Fabric Grade	List Price	Yardage	Blanket Cube	Carton Cube	Blanket Weight	Carton Weight
2507JSLP18	Task Chair w/out arms (Petite Seat)	C	773	1.5*	13	10	35	55
		D	797					
		E & COM	823					
		F	850					
		G	869					
		H	890					
		I	919					
J	993							
Full-grain aniline dyed leather		JS	1274					
		K	1555					



*For COM vinyl add .25 yard

Model	Description	Fabric Grade	List Price	Yardage	Blanket Cube	Carton Cube	Blanket Weight	Carton Weight
2507JSLP	Task Chair w/out arms (Mid back)	C	773	1.5*	13	10	37	57
		D	797					
		E & COM	823					
		F	850					
		G	869					
		H	890					
		I	919					
J	993							
Full-grain aniline dyed leather		JS	1274					
		K	1555					



*For COM vinyl add .25 yard



Seven Working Days Quick-Ship Program

OPTIONS:			
SEAT SLIDER	\$73.00	SOFT BRAKING CASTERS /each set	\$60.00
GEL - FOAM ARMPAD	\$80.00 / set	GLIDES /each set	\$25.00
PIVOTING ARMS	\$75.00	MID-RANGE CYLINDER	\$48.00
MID - SOFT FOAM	\$81.00	HIGH-RANGE CYLINDER	\$67.00

FOR MORE INFORMATION ABOUT STANDARD AND OPTIONAL FEATURES PLEASE GO TO THE INSIDE OF THIS PRICE LIST UNDER THE PARTICULAR SERIES

201JS	Task Chair W/O Arms	C D	664 686
202JS18	Task Chair Petite Size W/Dual Adjustable Arms	C D	748 771
202JS	Task Chair W/Dual Adjustable Arms	C D	748 771
204JS	Ergonomic Drafting Stool W/O Arms	C D	729 751
205JS	Ergonomic Drafting Stool W/Dual Adjustable Arms	C D	829 851
206JS	Management - Mid-Back W/Dual Adjustable Arms	C D	802 822
209JS	Management - High Back W/Dual Adjustable Arms	C D	855 887
306	Task Chair W/Height Adjustable Arms	C D	562 586
307	Task Chair W/O Arms	C D	514 538
306XT	Task Chair W/Height Adjustable Arms	C D	645 669
309XT	Management - High Back W/Height Adjustable Arms	C D	698 736
1416C	Conference Chair Mid-Back W/Fixed Arms	C D	523 547
1606JSKT	Task Chair W/Adjustable Arms	C D	877 901
1616RCJKT	Mid-Back Conference Chair W/"C" Loop Arms	C D	581 644
902	Task Chair - Low Back W/Height Adjustable Arms	C D	518 543
906	Task Chair - Mid-Back W/Height Adjustable Arms	C D	567 592
1506JS18	Task Chair (Petite) W/Dual Adjustable Arms	C D	877 901
1506JS	Task Chair - Mid-Back W/Dual Adjustable Arms	C D	877 901
1509JS	Executive Task Chair - High Back W/Dual Adjustable Arms	C D	945 979

QUICK - SHIP FABRICS

PATTERN:	Win Win	Grade "C"	COLOR:	BLACK, ADMIRAL, BURGUNDY, GRAVEL, GRAY
	Venice	Grade "C"	COLOR:	GOTHIC BLACK, NAVY, GRAY, SEA GREEN, BLUE LAGOON
	Swango	Grade "D"	COLOR:	ASH, ADMIRAL, PENNY, CELERY, CAMEL
	New Hempstead	Grade "D"	COLOR:	BLACK, NAVY, RED RED WINE, CACTUS, JODHPURS

THERE WILL BE A MAXIMUM OF TWENTY FIVE (25) UNITS PER QUICK - SHIP ORDER